



LANCASHIRE SPINNERS

2016-17 MEDIA GUIDE



Bolton Street
Bury
BL9 0EZ
07921 072162

www.LancashireSpinners.co.uk
Twitter: @LancsSpinners
Facebook: LancashireSpinners

OFFICIAL SPONSORS

Myerscough College
World Options
Grip & Go
Media Village
DFC Direct Debit Services
Yates Bury
SurrIDGE Sports
SuperJosh Charity

For sponsorship opportunities contact
Ken Masser via email at
ken.masser@lancashirespinners.co.uk



2016-17 PREVIEW

CONTENTS

2016-17 SEASON

Only Forward	2
2016-17 Roster	6
2016-17 Photo Roster	7
2016-17 Schedule	8
2016-17 Outlook	9

MEET THE SPINNERS

James Banton	11
David Walsh	11
Ayo Nuwe	11
Jack Hudson	12
Spas Nikolov	12
David Ulph	12
Mark Rangeley	13
Connor Murtagh	16
Aitor Estrada	18
Mike Bernard	20
Zion Tordoff	22

COACHES AND STAFF

Neal Hopkins	24
Lewis Scott	25
Troy Culley	25

LANCASHIRE SPINNERS WOMEN'S


2016-17 Women's Roster	26
2016-17 Women's Schedule	27

HISTORY

Castle Leisure Centre	28
Spinners: Community	29
Darling: Weber State	30
Carey: Northern Colorado	32
Yearly History	34
Division Four Championship	36
Patrons Cup Finals	38
NBL Playoffs	41
National Cup	42
National Trophy	43
Patrons Cup & National Shield	44
Series Records	45
All-Time Series Results	46
Record by Year (Since 2011)	48
Overtime & 100-Point Games	50
Competition Results	51

2015-16 REVIEW

2015-16 Results	52
2015-16 Season Statistics	53
2015-16 Postseason Statistics	54
2015-16 Team Game-by-Game	55
2015-16 Starters	56
2015-16 League Stats	57
2015-16 Highs & Lows	58
2015-16 Miscellaneous Statistics	59
2015-16 Season Box Scores	60



Editor: Allen Gunn

Photography: Head shots and posed photos by Robyn Masser. Action shots by Jack Hinds except as noted (Leeds Force, Liverpool Basketball Club, Levski Sofia BC). Myerscough photos courtesy of Myerscough Basketball Academy.

Covers: Designed by Allen Gunn.

Cover Photos: FRONT: Robyn Masser (Zion Tordoff); Michael Masser (Crowd inside Castle Leisure Centre).

LANCASHIRESPINNERS.CO.UK





only FORWARD

Lancashire spent its inaugural season in Division One wrestling enormous outside expectations en route to 25 wins - second most by a Spinners team in their National League stead - but is now ready to take another leap forward.

The Lancashire Spinners has improved on its standing every year since joining Basketball England's National Leagues in 2011, and following a seventh-place Division One debut finish last season they hope to avoid plateauing in 2016-17.

"Sure we're thinking about," said forward Mark Rangeley, who had a total 387 points, ranked third behind

Steven Gayle (490) and Connor Murtagh (473). "We should want to better ourselves every year, but I don't believe there is any pressure to do so. Collectively, we want to go out and perform our best and if we trust the system and each other we'll have the success we want."

Lancashire returns just under 45 percent of the offence from a team that was ousted at the first hurdle in the playoffs by a decisive margin.

But that is offset with the retention of three starters, including the team's second leading scorer and top rebounder Connor Murtagh, who averaged 12.8 points and 6.4 rebounds per game in 2015-16.

Not to forget, Murtagh is only 22 and still has a high ceiling.

The two other starters – combined for 63 of them – likely to maintain their places are Rangeley and Mike Bernard.

Also returning from the roster that won 25 games – second best ever by a Spinners team – is veteran shooter Aitor Estrada and the No. 2 overall rank from the 2016 Deng Top 50 Camp, Zion Tordoff.

Though one of the league's top offences in 2015-16, the Spinners opted not to re-sign the team's leading scorer, ending a five-year partnership with Gayle. The losses of centre Steven Vaughan and a quartet of youngsters called for a proactive recruitment process.

Yet there were only minimal changes to the blueprint. "The new partnership with Myerscough College made it pretty apparent what we were going to do this off-season," said Spinners head coach Neal Hopkins. "It's already had a huge effect on the club moving forward, but we had to also ensure we recruited senior players that were willing to commit to a programme with an emphasis placed on junior development. We wanted guys who could add to that."

Lancashire acquired former British Basketball League players and teammates Jack Hudson and David Ulph, as the first new signings. The experienced duo most recently accounted for 28.5 points for the Division Two

and we're continuing to put ourselves in positions to compete with the elite teams in the country," said general manager Ken Masser. "That's the company we aim to be a part of, but we will always do it our way."

Players age 18 and under at the beginning of the 2015-16 season started in a combined 56 games, including Hickey, who made 27. Carey had 14, all coming in league play.

And there's a sense amongst the team is poised to continue the trend of sustained improvement because of the communication Hopkins has developed with his players.

"I've been impressed with the talent on display so far, especially from the young guys," said Ulph, who, at 6'6" and 99kg, is the muscle and aggressor inside the Spinners craved.

He grabbed 7.4 rebounds per game alongside contributing 14.3 points on a Division Two best 65 percent shooting. The Widnes native had a season-high 17 boards against the Brixton Topcats and for a team that struggled on glass at times, he will pay immediate dividends.

"It's doing the simple things effectively. ... It needs to become the norm that we hustle for every board and every point."

-David Ulph, Forward

playoff champions Liverpool Basketball Club, and both are in contention for starting roles.

On August 26, the Bury-based club added Under-20 Bulgarian international Spas Nikolov (6'9", 80kg), who spent the summer representing his country at the European Championships in Greece, to help revamp a front-court that averaged just 7.5 points.

And with the departures of Kyle Carey (9.9 PPG), including a further 11.1 per game in league play, Alex Roberts (7.6 PPG), George Darling (4.1 PPG) and Cian Hickey (2.1 assists per game), the Spinners are hopeful the next class of Myerscough players will be as equally impactful.

Joining the Spinners, Tordoff and Nikolov from Myerscough are David Walsh (19), Ayo Nuwe (19), and James Banton (19). The latter two played in the Elite Academy Basketball League last season, though Banton has moved over from Allerton (Leeds Force) for the upcoming year.

"The last five years have been an incredible journey

"We're a team," Ulph continued. "There's no individuals and it's important we show that on court. We have young, athletic guys who can run the floor and make plays at both ends, so the harder we work, the easier it will be for us in tough situations."

The Spinners were 16-10 in their first season in National League 1, but just 1-7 against the top four seeds – Manchester, Derby, Reading and Hemel – to make the playoffs. 12 wins versus the division came at the expense of teams who failed to make the post-season.

And after a perfect record in National Trophy group play, Lancashire was left reeling in the quarterfinals, piled upon the sour taste of losing at the same hurdle in the National Cup.

"We allowed outside expectations to get to us a little more than I would've wanted last season," said Hopkins. "It's great to have expectations because that gives you something to aim for over the course of the season. At the end of the day we knew what we were capable of and sometimes we didn't match the intensity required."

But this team is mentally ready to compete at a high level. We just need to be comfortable in our style of play.”

YOUNG SHOES TO FILL. Tordoff was just 16 years old when he made his Division One debut at Essex in January. Fast-forward to September and the now 17-year-old has represented the England U18s in his first international competition and earned a motivating ranking at Deng Camp.

“I want to hit the ground running,” said Tordoff. “Kyle [Carey] was a great model to have and learn from at Myerscough last season. I saw first-hand that if given the chance, young players with confidence can accomplish a lot at this level.”

Carey, who scored just over 11 points per game in league play, including a season-high 29, became the Spinners’ first player to finish ranked No. 1 in the Deng Top 50.

Tordoff, on a similar path, has the ability to do the same, and is in place to better his 3.4 points and 2.4 rebounds following discussions about his role with Hopkins.

“The great thing about Deng Camp and other high exposure events, is it puts you in a position of pressure to perform and develop,” continued Tordoff. “I enjoy the grind and the process of getting better.”

The Lancashire Spinners are built on opportunity and reward with Hickey having solidified himself as the team’s starting point guard in December 2015 following a run of consistent games.

And with capable teenagers like Banton, Nuwe, Walsh and Nikolov, Hopkins won’t be afraid to put any of them in pressure situations.

“I trust Neal as a coach,” said Banton after he announced he would be attending Myerscough. “The Spinners’ set-up is an environment built for young players like myself to thrive in.”

The new English trio, Banton, Nuwe and Walsh, all contributed heavily to their respective teams in 2015-16, and are expected to carry that potential over into Division One.

FORWARD MUSCLE. The Spinners received just over four points from the power forward and centre positions off the bench in 2015-16, which by their standards wasn’t enough.

And to combat 25 games of giving up 10-plus offen-

sive rebounds – also disappointing – they found ways to address both issues with three different player types.

It wasn’t a secret that the Spinners relied heavily on Murtagh, who had a team-leading 6.4 rebounds and had 10 more games as the top rebounder than the next player.

But they’ve brought in Ulph (6’6”, 99 kg), Nikolov (6’9”, 80 kg) and the athletic Nuwe (6’4”) to help.

“We simply looked for big bodies to fill our front line, and for guys that weren’t afraid to make the not so spectacular play under the basket,” said Hopkins.

All three accounted for over seven rebounds per game, including Nuwe’s eight in both Division Three and the EABL.

And they weren’t shy at the other end as well.

Nuwe was a focal point of the Myerscough Division Three offence, averaging 14.3 points whilst Ulph contributed double-figures.

“It’s doing the simple things effectively,” said Ulph. “It needs to become the norm that we hustle for every board and every point.”

The Spinners were 16-4 when controlling the glass, but just a game over .500 if behind in that margin.

Lancashire opens league play at home against London Lituania on Oct. 8.





Myerscough
College

2016-17 PREVIEW

2016-17 ROSTER

ALPHABETICAL

No.	Player	Pos.	Ht.	Wt.	Birthdate	Nationality	2015-16 Club
4	James Banton	G	6-0	80	19/09/97	British	Leeds Force/Allerton
42	Mike Bernard	F	6-10	100	14/07/78	British	Lancashire Spinners
33	Aitor Estrada	G/F	6-3	98	17/08/78	Spanish	Lancashire Spinners
8	Jack Hudson	G	6-2	76	28/06/94	British	Liverpool
13	Connor Murtagh	F	6-6	70	09/04/94	British	Lancashire Spinners
22	Spas Nikolov	F	6-9	80	17/10/97	Bulgarian	Levski 2014
6	Ayo Nuwe	F/G	6-4	89	08/03/98	Nigerian	Myerscough College
25	Mark Rangeley	F/G	6-6	89	03/12/90	British	Lancashire Spinners
15	Zion Tordoff	F	6-6	92	11/05/99	British	Myerscough College/Lancashire Spinners
23	David Ulph	F	6-7	99	04/05/93	British	Liverpool
5	David Walsh	G	6-2	83	31/08/96	British	Myerscough College

NUMERICAL

No.	Player	Pos.	Ht.	Wt.	Birthdate	Nationality	2015-16 Club
4	James Banton	G	6-0	80	19/09/97	British	Leeds Force/Allerton
5	David Walsh	G	6-2	83	31/08/96	British	Myerscough College
6	Ayo Nuwe	F/G	6-4	89	08/03/98	Nigerian	Myerscough College
8	Jack Hudson	G	6-2	76	28/06/94	British	Liverpool
13	Connor Murtagh	F	6-6	70	09/04/94	British	Lancashire Spinners
15	Zion Tordoff	F	6-6	92	11/05/99	British	Myerscough College/Lancashire Spinners
22	Spas Nikolov	F	6-9	80	17/10/97	Bulgarian	Levski 2014
23	David Ulph	F	6-7	99	04/05/93	British	Liverpool
25	Mark Rangeley	F/G	6-6	89	03/12/90	British	Lancashire Spinners
33	Aitor Estrada	G/F	6-3	98	17/08/78	Spanish	Lancashire Spinners
42	Mike Bernard	F	6-10	100	14/07/78	British	Lancashire Spinners

Head Coach: Neal Hopkins (2nd year at Lancashire, 4th as head coach)

Assistant Coaches: Lewis Scott, Troy Culley

Director of Operations: Divya Gorasia

Head Physiotherapist: Nick McCarthy

PRONUNCIATION GUIDE

Aitor Estrada	EYE-tore
Connor Murtagh	mur-TAH
Spas Nikolov	KNEE-koh-LOV
Ayo Nuwe	A-oh NEW-way
Mark Rangeley	range-lee
Zion Tordoff	z-EYE-on

2016-17 PREVIEW

2016-17 PHOTO ROSTER



13
CONNOR MURTAGH
F | 6-5 | 87



8
JACK HUDSON
G | 6-1 | 76



23
DAVID ULPH
F | 6-7 | 99



25
MARK RANGELEY
G/F | 6-6 | 89



6
AYO NUWE
G/F | 6-5 | 89



5
DAVID WALSH
G | 6-1 | 83



13
ZION TORDOFF
F | 6-6 | 92



33
AITOR ESTRADA
F/G | 6-3 | 98



42
MIKE BERNARD
F | 6-10 | 100



4
JAMES BANTON
G | 6-0 | 80



22
SPAS NIKOLOV
F | 6-9 | 80



NEAL HOPKINS
Head Coach



LEWIS SCOTT
Assistant Coach



TROY CULLEY
Assistant Coach

2016-17 PREVIEW

2016-17 SCHEDULE

DAY	DATE	OPPONENT/EVENT	SITE	TIME
Fri.	Sept. 9	USA Select	Bury	7:30 p.m.
Sat.	Sept. 17	Northumbria*	Bury	5:45 p.m.
Sat.	Sept. 24	Manchester Magic*	Bury	5:45 p.m.
Sat.	Oct. 1	at Bradford Dragons (Bradford City College)*	Bradford	6:15 p.m.
Sat.	Oct. 8	London Lituania	Bury	5:45 p.m.
Sun.	Oct. 15	at Bradford Dragons (Bradford City College)	Bradford	6:15 p.m.
Sat.	Oct. 22	at Worthing (Worthing Leisure Centre)	Worthing	7:30 p.m.
Sat.	Oct. 29	Northumbria	Bury	5:45 p.m.
Sun.	Oct. 30	<i>National Cup Third Round</i>	<i>TBC</i>	<i>TBC</i>
Sat.	Nov. 5	at Loughborough Student Riders (Loughborough Uni.)	Loughborough	2 p.m.
Sat.	Nov. 12	Manchester Magic	Bury	5:45 p.m.
Sun.	Nov. 19	at Hemel Storm (Sportspace Hemel Hempstead)	Bury	7 p.m.
Sat.	Nov. 20	<i>National Cup Quarterfinal</i>	<i>TBC</i>	<i>TBC</i>
Sat.	Nov. 26	Derby Trailblazers	Bury	5:45 p.m.
Sun.	Nov. 27	at Reading Rockets (Rivermead Leisure Complex)	Reading	6 p.m.
Sat.	Dec. 3	Westminster Warriors	Bury	5:45 p.m.
Sat.	Dec. 10	at Team Solent Kestrels (Fleming Park Leisure Centre)	Eastleigh	7 p.m.
Sat.	Dec. 17	<i>National Cup Semifinal</i>	<i>TBC</i>	<i>TBC</i>
Sun.	Dec. 18	at Essex Leopards (Brentwood Centre)	Brentwood, Essex	4 p.m.
Sat.	Jan. 7	at Leicester Warriors (Braunstone Leisure Centre)	Leicester	3 p.m.
Sun.	Jan. 15	at London Lituania (NewVic College)	Plaistow, London	3:30 p.m.
Sat.	Jan. 21	Bradford Dragons	Bury	5:45 p.m.
Sun.	Jan. 22	<i>National Cup Final</i>	<i>TBC</i>	<i>TBC</i>
Sat.	Jan. 28	Worthing Thunder	Bury	5:45 p.m.
Sun.	Jan. 29	<i>National Trophy Semifinal</i>	<i>TBC</i>	<i>TBC</i>
Sat.	Feb. 4	at Northumbria (Sport Central)	Newcastle	4 p.m.
Sat.	Feb. 11	Loughborough Student Riders	Bury	5:45 p.m.
Sat.	Feb. 18	at Manchester Magic (Amaechi Centre)	Whalley Range, Manchester	6:30 p.m.
Sun.	Feb. 19	<i>National Trophy Final</i>	<i>TBC</i>	<i>TBC</i>
Sat.	Feb. 25	Hemel Storm	Bury	5:45 p.m.
Sun.	Feb. 26	at Derby Trailblazers	Alvaston, Derby	7:15 p.m.
Sat.	Mar. 4	Reading Rockets	Bury	5:45 p.m.
Sat.	Mar. 11	at Westminster Warriors (Capital City Academy)	Alvaston, Derby	6:30 p.m.
Sat.	Mar. 18	Team Solent Kestrels	Bury	5:45 p.m.
Sun.	Mar. 19	Essex Leopards (Myerscough College)	Preston	5:45 p.m.
Sat.	Mar. 25	Leicester Warriors	Bury	5:45 p.m.

National Basketball League Division One Playoffs

Sat./Sun. Apr. 1/2 *Quarterfinals* -- No. 1 vs. 8, No. 2 vs. 7, No. 3 vs. 6, No. 4 vs. 5

Sat./Sun. Apr. 8/9 *Semifinals*

Sat./Sun. Apr. 22/23 *Finals (National Basketball Performance Centre)* Gorton, Manchester

All times GMT; Home games played at Castle Leisure Centre unless noted

* Denotes National Trophy Pool 3 game

2016-17 PREVIEW

2016-17 OUTLOOK

LINEUP BREAKDOWN

STARTERS RETURNING (3)

No.	Player	Ht.	Wt.	Pos.
13	Connor Murtagh	6-5	87	F
25	Mark Rangeley	6-6	89	F/G
42	Mike Bernard	6-10	100	F/C

OTHERS RETURNING (2)

No.	Player	Ht.	Wt.	Pos.
15	Zion Tordoff	6-6	92	F
33	Aitor Estrada	6-3	98	F

NEWCOMERS (8)

No.	Player	Ht.	Wt.	Pos.
8	Jack Hudson	6-1	76	G
23	David Ulph	6-7	99	PF
5	David Walsh	6-1	83.2	G
6	Ayo Nuwe	6-5	89	F/G
22	Spas Nikolov	6-9	80	F
4	James Banton	6-0	80	G

STARTERS LOST (2)

No.	Player	Ht.	Pos.
5	Kyle Carey	6-5	G
8	Cian Hickey	5-11	G

OTHERS LOST (8)

6	George Darling	6-11	F
9	Steven Gayle	6-2	G
10	Andre Gayle	6-4	G/F
14	Alex Roberts	6-2	G
23	Nick George	6-5	F
31	Steven Vaughan	6-11	C
	Conor Porter	6-4	G
	Tayo Oyefusi	6-4	F

RETURNING PRODUCTION

The 2016-17 Spinners return less than 50 percent of their points (including two top four scorers), as well as five players from a season ago, but maintains nearly 60 percent of their rebounds.

Lancashire's top returnees:

POINTS

Return 44.7 percent (1,357 of 3,037)

Connor Murtagh	12.8 ppg
Mark Rangeley	10.8 ppg
Mike Bernard	9.5 ppg

REBOUNDS

Return 58.9 percent (667 of 1,133)

Connor Murtagh	6.4 rpg
Mike Bernard	5.1 rpg
Mark Rangeley	4.2 rpg

ASSISTS

Return 35.6 percent (208 of 584)

Connor Murtagh	1.9 apg
Mark Rangeley	1.9 apg
Mike Bernard	1.4 apg

RETURNING STAT LEADERS

Points	Connor Murtagh	12.8 ppg
Field Goals	Connor Murtagh	171
Field Goal Pct.	Mike Bernard	.563
3-Pointers	Connor Murtagh	53
3-Pt FG Pct.	Connor Murtagh	.356
Free Throws	Connor Murtagh	82
FT Pct.	Connor Murtagh	.759
Rebounds	Connor Murtagh	238
Assists	Murtagh/Rangeley	1.9 apg
Blocks	Mike Bernard	0.6 bpg
Steals	Connor Murtagh	0.8 spg

LANCASHIRE FAST FACTS

GENERAL INFORMATION

Location	Bury, Greater Manchester
Founded	1962
Nickname	Spinners
Former Names	Old Rossendalians (1962) Rossendale Basketball Club (1989) Rossendale Raptors (2010-14)
Colours	Red, Black & White
Governing Body	Basketball England
Division	NBL Division One
General Manager	Ken Masser
Venue	Castle Leisure Centre (500)
2015-16 Record	25-13
2015-16 NBL1 Record	16-10
All-Time Record	114-38
All-Time League Record	86-26

STAFF

Head coach	Neal Hopkins
Record at Lancashire	25-13 (1 season)
Record Overall	52-16 (3 seasons)

Assistant coach	Lewis Scott
-----------------	-------------

Director of Operations	Divya Gorasia
------------------------	---------------

Sports Therapist	Nick McCarthy
------------------	---------------

Communications Manager	Allen Gunn
------------------------	------------





**MEET THE
SPINNERS**

2016-17 PREVIEW

BANTON • WALSH • NUWE



#4 JAMES BANTON
G | 6-0 | 80
Rochdale, England
(Leeds Force/Allerton)

James Banton #4

CAREER

Played for Leeds Allerton High School Force in the U18 Northern Premier and U19 Elite Academy Basketball League (EABL) in 2015-16 • Averaged 14 points, 3.0 steals, 3.7 rebounds and 2.6 assists in seven EABL games • Joined Leeds as an under-14 from the Bradford Dragons in 2012.

PERSONAL

Birthday September 19, 1997.

Banton's EABL Statistics

Year	G	FG	3FG	Reb	A	Stl	Pts	Avg.
2015-16	7	22-56	14-55	26	18	21	98	14.0



#5 DAVID WALSH
G | 6-1 | 83.2
Oldham, England
(Myerscough)

David Walsh #5

CAREER

Attended Myerscough College starting in 2015-16 where he was a member of the National League Division Three team • Averaged 18.8 points for Myerscough, which finished in ninth with a 7-13 record • Began junior career with the Oldham Titans.

PERSONAL

Born David Walsh in Oldham, Greater Manchester • Birthday August 31, 1996.



#6 AYO NUWE
SF | 6-5 | 89
Lagos, Nigeria
(Myerscough)

Ayo Nuwe #6

CAREER

Played for Myerscough College in both the Elite Academy Basketball League (EABL) and National League Division Three in 2015-16 • Averaged 7.2 points and 6.1 rebounds per game in the EABL • Earned EABL Player of the Week honours for in week 11 • Had eight points and five boards in 20 minutes in the EABL final • Contributed 14.3 points and 8.0 rebounds in Division Three • Finished as a runner-up with Myerscough at the 2016 World Schools Championship Basketball 3x3 in Estonia • Played as a junior for the Manchester Magic.

PERSONAL

Born Ayo Nuwe in Lagos, Nigeria • Raised in Manchester • Birthday March 8, 1998.

Nuwe's EABL Statistics

Year	G	FG	3FG	Reb	A	Stl	Pts	Avg.
2015-16	7	18-37	5-14	43	3	15	51	7.2



2016-17 PREVIEW

HUDSON • NIKOLOV • ULPH



#8 JACK HUDSON
G | 6-1 | 76
Liverpool, England
(Liverpool BC)

CAREER

Averaged 14.3 points, 7.1 assists and 2.4 steals in 2015-16 with Liverpool Basketball Club • Led the league in assists and steals • Won the 2015-16 Division Two playoff title • Finished second in Player of the Year voting • Claimed both the Division Three regular season (20-2 record) and playoff titles in 2014-15 • Lost in the finals of the 2014-15 National Shield against Newcastle • Turned professional with the Mersey Tigers at 17 • Spent junior career with Liverpool and the Manchester Magic.

PERSONAL

Born Jack Hudson in Liverpool, England • Studied Law at the University of Central Lancashire (UCLan) • Birthday June 28, 1994.



#22 SPAS NIKOLOV
F | 6-9 | 80
Sophia, Bulgaria
(Levski 2014)

CAREER

Appeared with the men's team Levski 2014 in the Balkan League in 2015-16 • Entire junior career spent with Levski Sofia • Represented Bulgaria at the 2016 U20 European Championships (Division B) in Greece where he averaged 3.3 points and 3.3 rebounds in 12 minutes and seven games • And at the 2015 U18 European Championships in Austria contributing 6.4 points and 4.3 rebounds in 20 minutes and nine games • Ranked fifth at the 2015 tournament in blocks with 1.7 (15 total) per game.

PERSONAL

Born Spas Nikolov in Sofia, Bulgaria • Birthday October 17, 1997.



#23 DAVID ULPH
F | 6-7 | 99
Widnes, England
(Liverpool BC)

CAREER

Returned to Liverpool in 2013-14 and won the Division Three regular season and playoff titles, as well as the Division Two playoff final in 2016 • Averaged 14.2 points and 7.4 rebounds, ranking second on the team in both categories • Shot a league best 65.5 percent from the floor • Had a season high of 27 points against Worcester Wolves II • Turned semi-professional with the Mersey Tigers after two years playing for the Liverpool Under-18s • Entirety of junior career spent with Liverpool Basketball Club.

PERSONAL

Born David William Ulph • Born in Widnes, England • Birthday May 4, 1993.





Handwritten signature of Mark Rangeley with #25



#25 Mark Rangeley

F/G • 6-6 • 89 • Blackpool, England

CAREER

Joined Sixth Form Academy in Blackpool at age 16 • Trained with the Manchester Magic U18s and Division One team before moving to Leeds Carnegie • Attended Iowa Lakes Community College (USA) in 2011 where he averaged 17 points per game • Returned to the United Kingdom following an injury and joined Division Three's Huddersfield Heat at the start of the 2012-13 season winning the Patrons Cup and league titles – named runner up Player of the Year behind the Rossendale Raptors' Steven Gayle • Averaged 29 points and eight rebounds in 2012-13 • Remained with Huddersfield until signing with the

Rossendale Raptors on Jan. 31, 2014 • Resigned for the 2014-15 season where won a second Patrons Cup, and also a runner up in both the league and playoffs.

2015-16 SEASON

Started 31 games, including all divisional games • Scored in double-figures in 22 games, including five in a row between Oct. 31 and Nov. 14 • Led the Spinners in scoring on six occasions • Scored at least two points in 31 straight games whilst only being held scoreless twice • Recorded 22 games in double-figures scoring • Recorded at least a field goal in 34 total games • Shot 43.2 percent from the floor and 32.7 from 3-point range • Played 30-



RANGELEY'S CAREER STATISTICS

YEAR	GP-GS	FGM-A	PCT	3FGM-A	PCT	FTM-A	PCT	REB	AVG	A	TO	B	S	PTS	AVG
2015-16	36-31	143-331	.432	52-159	.327	53-77	.688	150	4.2	68	46	6	19	387	10.8



Mark Rangeley Game-by-Game

2015-16	F-G	3FG	FT	REB	PF	PTS	A	TO	B	S	MP
at Manchester	6-11	2-4	1-2	1-1-2	3	15	2	0	0	0	28
Northumbria	3-8	1-3	0-0	0-5-5	2	7	1	2	2	1	22
Uni. of Chester	0-1	0-1	0-0	2-0-2	0	0	0	0	0	2	--
Derby	5-6	1-2	0-1	0-2-2	2	11	5	1	0	0	25
at Reading	5-9	0-1	1-2	1-1-2	5	11	1	1	0	0	28
Leicester	3-9	0-1	0-0	0-0-0	0	6	2	0	0	1	15
Liverpool	--	--	--	--	--	--	--	--	--	--	--
at Bradford	3-8	0-2	3-4	1-1-2	3	10	3	0	0	0	24
at Tees Valley	--	--	--	--	--	--	--	--	--	--	--
Northumbria	3-7	1-4	0-0	0-3-3	3	7	0	0	0	0	17
Northumbria	4-7	0-2	5-8	0-0-0	--	13	2	1	0	3	--
at Westminster	2-5	2-2	5-8	1-4-5	1	11	1	2	0	0	18
at Kent	6-10	1-5	2-2	0-1-1	1	15	1	2	0	1	14
Tees Valley	7-15	3-6	0-1	1-3-4	3	17	3	2	1	0	27
at Worthing	6-15	3-6	0-0	1-3-4	2	15	1	2	0	0	30
at Manchester	4-13	1-8	0-0	0-5-5	2	9	2	0	0	2	33
Manchester	4-9	1-4	7-7	1-3-4	2	16	1	0	0	0	32
at Hemel	6-11	3-8	4-4	0-4-4	0	19	1	2	0	0	26
at Bradford	9-17	5-12	1-2	0-7-7	4	24	2	1	0	0	32
Derby	5-8	1-3	1-1	2-5-7	2	12	8	0	0	0	35
Leicester	1-4	0-2	0-0	0-3-3	2	2	1	2	0	1	20
Reading	1-7	0-4	4-4	0-2-2	--	6	3	1	0	0	10
at Essex	3-15	2-9	5-8	0-4-4	1	13	4	3	0	0	26
at London	7-15	1-4	6-9	3-3-6	3	21	1	2	0	0	31
at Northumbria	6-13	2-3	0-0	3-6-9	1	14	2	2	0	0	34
Westminster	3-7	1-3	0-0	1-4-5	1	7	3	0	0	2	20
at Tees Valley	2-11	2-7	2-2	0-8-8	1	8	2	2	0	0	26
London	6-13	3-5	0-0	1-2-3	0	15	1	1	0	0	30
Reading	4-8	3-6	3-3	0-2-2	0	14	2	1	0	1	23
Hemel	6-13	3-6	3-4	1-8-9	4	18	3	1	0	2	32
Bradford	3-14	0-3	1-1	0-7-7	1	7	2	1	0	0	33
at Derby	5-14	3-9	0-0	3-2-5	0	13	2	1	1	0	30
Worthing	2-11	0-5	0-2	4-9-13	2	4	0	5	0	0	34
Kent	1-6	1-6	0-0	0-2-2	2	3	4	1	0	1	20
at Leicester	5-9	0-2	0-0	0-3-3	0	10	3	1	0	0	21
at Manchester	--	--	--	--	--	--	--	--	--	--	--
Essex	4-6	1-3	1-2	0-2-2	1	10	4	0	0	0	15
at Derby (PO)	0-6	0-2	0-0	0-4-4	1	0	2	4	0	0	18

plus minutes in 12 games, including five out of six between Nov. 7 and Dec. 12 • Fouled out in just one game and only committed four fouls twice • Missed just one game (Tees Valley, National Trophy) through injury • Went 10 games without committing a turnover • Ranked third on the team in scoring (10.8 points per game) and fifth in rebounding (4.2 rebounds per game)

GAME HIGHLIGHTS

Set a season high 24 points whilst hitting five 3-pointers on 5-of-12 shooting in a win ver-

sus Bradford Dragons on Dec. 5 - he finished the game with a high of nine field goals • Finished with 12 points and a personal best eight assists at home against Derby on Dec. 12 • Went 7-of-15 from the floor and 6-of-9 from the free throw line in an overtime win in London • Recorded 18 points and nine rebounds in a loss to Hemel in March • Had nine rebounds at Northumbria in January and at home against Hemel, but set a season best 13, including four offensive, versus Worthing. It was his lone game in which he

RANGELEY: THE SPINNERS IS MY HOME

Mark Rangeley has been a stalwart with the Lancashire Spinners for two-and-a-half years and he's not going anywhere soon.

"It's home," he simply said following the announcement of his resigning. "I've felt so welcomed and appreciated – I have a connection with the management staff and also the fans."

The 25-year-old joined the then Rossendale Raptors – now Lancashire Spinners – in January 2014 from the Huddersfield Heat.

Since his arrival, Rangeley has set a career high of 43 points in a game versus Birmingham Mets, won a second Patrons Cup and reached Basketball England's Division One where he last played with Leeds Carnegie.

"Mark is rewarded for his commitment to the Spinners with my utmost trust in him," said Spinners General Manager Ken Masser. "As one of the most senior players on a young team, he gives us tremendous upside at both ends of the floor and is prepared to help ensure this team takes the next step."

Rangeley started in 31 of 36 games for the Spinners in 2015-16, the team's first season in Division One, averaging 10.8 points and 4.2 rebounds per game. He was just one of three players to convert at least 50 three-pointers and his 68 assists ranked fifth on the team.

"Coach Neal [Hopkins] puts his players in positions to succeed," he said. "It's important we buy into his system and work together because the talent we'll have will give us a chance to improve on last season."

"Every year he's accepted whatever role is required and without fail he's responded and continued to impress me in that regard," said Masser. "He's a guy Neal [Hopkins] has shown trust in in any situation, and he has the ability to take over a game."

Rangeley set a season-high 24 points in a crucial four-point December win over the Bradford Dragons ending a three game losing streak where he showcased his range going 5-for-12 beyond the arc.

"Ken and Neal have always told me they believe in me and my ability and that's made me continually feel comfortable," Rangeley said. "It's important to have their trust and confidence."

Written by Allen Gunn for LancashireSpinners.co.uk



reached double-figures in rebounding.

2014-15 SEASON

Contributed 22 points off the bench in the Patrons Cup clinching game • Scored a team-record 43 points on Mar. 14 against Birmingham Mets • Finished 17-21 from the floor in a 107-70 win over Birmingham Mets at

Birmingham Metropolitan College • Finished with 25 points and six rebounds in the playoff final loss to London Lituania.

PERSONAL

Born Mark Rangeley in Manchester England • Birthday December 3, 1990 • Son of David and Anita Rangeley • Founder of MR. Basketball.



#13 Connor Murtagh

F • 6-5 • 87 • St. Helens, England

CAREER

Started as an under-18 junior with Cheshire • Finished the year ranked no. 1 in the United Kingdom whilst averaging a double-double • Moved to the Manchester Magic playing two seasons and earning promotion to Divisione One • Joined the Manchester Giants of the British Basketball League (BBL) in 2014-15 • The 2015-16 season was his first with the Lancashire Spinners.

the Spinners in scoring with 12.8 points, first in rebounding with 6.4 rebounds, and tied third with 1.9 assists • Started a l l

37 games, including 25 divisional games • Led the team in 3-point field goal (.356) and free throw (.759) percentage, field goals made (171) a n d

five-straight games in double figures, including 25 points on the road at Reading to open league play • Scored in double-figures eight times in-a-row between Oct. 10 and Nov. 14, which included a season-best 26 points in a loss to Northumbria • Had 13 rebounds twice with both coming at home • Finished with a double-double (17 points and 13 rebounds) against Worth- Mar. 13.



3-pointers made (53) • Led the team in scoring seven times, in rebounds 17, and posted five 20-point games • Averaged 13.4 points and 6.6 rebounds in Division One.

PERSONAL

Born Connor Assefa Murtagh • Birthday on April 9, 1994 • Son of Julz and Jason Murtagh.

GAME HIGHLIGHTS

Opened the season with

2015-16 SEASON

Ranked second on

MURTAGH'S CAREER STATISTICS

YEAR	GP-GS	FGM-A	PCT	3FGM-A	PCT	FTM-A	PCT	REB	AVG	A	TO	B	S	PTS	AVG
2015-16	37-37	171-374	.457	53-149	.356	82-108	.759	238	6.4	72	49	2	29	473	12.8

Connor Murtagh Game-by-Game

2015-16	F-G	3FG	FT	REB	PF	PTS	A	TO	B	S	MP
at Manchester	2-9	1-6	10-14	3-5-8	4	15	5	2	0	1	36
Northumbria	4-9	0-2	4-5	2-3-5	3	12	0	1	0	3	29
Uni. of Chester	6-12	4-5	0-0	0-3-3	0	16	0	1	0	0	--
Derby	4-8	2-5	1-2	2-5-7	3	11	4	1	0	1	23
at Reading	10-14	1-2	4-4	0-7-7	2	25	4	0	0	2	34
Leicester	2-8	0-2	1-2	2-11-13	1	5	0	2	0	0	24
Liverpool	--	--	--	--	--	--	--	--	--	--	--
at Bradford	4-10	2-5	1-2	2-5-7	4	11	2	1	0	0	32
at Tees Valley	6-13	5-8	5-6	1-7-8	0	22	4	3	0	1	28
Northumbria	10-17	6-10	0-0	1-7-8	4	26	1	1	0	2	36
Northumbria	6-12	1-4	2-4	0-0-5	--	15	2	1	0	2	--
at Westminster	7-12	3-6	0-0	4-1-5	2	17	0	2	0	0	29
at Kent	4-9	2-4	4-6	2-2-4	2	14	0	1	0	0	19
Tees Valley	8-15	1-3	5-7	3-7-10	2	22	1	0	0	0	34
at Worthing	10-20	3-12	0-0	2-7-9	1	23	3	0	0	1	35
at Manchester	2-7	0-2	3-4	1-2-3	3	7	1	0	0	0	23
Manchester	2-3	1-1	0-0	0-2-2	4	5	1	0	0	1	18
at Hemel	4-10	1-4	1-2	4-6-10	2	10	3	3	0	0	34
at Bradford	8-13	1-5	2-2	1-6-7	2	19	0	4	0	2	35
Derby	3-9	1-4	0-0	1-1-2	0	7	5	1	0	0	26
Leicester	6-10	1-2	3-4	4-7-11	5	16	2	1	0	0	23
Reading	7-15	2-2	1-1	0-0-6	--	17	0	1	0	2	--
at Essex	4-8	0-2	0-0	2-4-6	4	8	6	1	0	2	23
at London	1-3	0-2	0-0	1-4-5	2	2	2	0	0	0	35
at Northumbria	4-7	2-4	0-0	1-1-2	3	10	1	1	0	0	21
Westminster	5-16	2-6	4-4	1-4-5	0	16	2	0	0	0	24
at Tees Valley	1-5	0-1	7-8	0-0-7	4	9	2	2	0	0	24
London	4-9	0-1	5-6	0-3-3	0	13	0	1	0	1	23
Reading	5-9	2-4	0-0	0-8-8	1	12	3	2	0	1	35
Hemel	4-14	3-9	7-7	2-8-10	1	18	1	2	0	1	35
Bradford	5-11	1-3	3-5	0-5-5	3	14	1	0	0	3	30
at Derby	3-9	2-4	2-2	3-0-3	4	10	2	4	0	1	24
Worthing	7-13	1-3	2-5	3-10-13	4	17	7	1	0	1	30
Kent	1-8	0-2	4-4	1-4-5	4	6	0	1	0	0	22
at Leicester	4-13	1-5	2-2	3-5-8	1	11	2	1	0	0	30
at Manchester	--	--	--	--	--	--	--	--	--	--	--
Essex	2-7	1-4	2-4	3-8-11	1	7	5	2	0	0	33
at Derby (PO)	1-6	0-4	0-0	3-1-4	1	2	5	2	0	1	30

SEEKING SPINNING SUCCESS

Connor Murtagh's offseason was driven by the way the last season ended.

"I was left dissatisfied after we crashed out in the first round of the playoffs," he said. "Every player competes to win - I'm no different."

A strong campaign, including five 20-point games and seven as the Spinners leading scorer in 2015-16, revealed that the swingman is a reliable offensive threat and one still with untapped potential.

To continue sending his abilities on an upward trajectory, this offseason he's spent two to three days a week inside the gym at Carmel College in St. Helens putting up well over 500 reps of standing jump shots mixed with different attacking moves, and of course scrimmages.

"Over the last year, I've become such a confident player on and off the ball," said Murtagh, whose 12.8 points and 6.4 rebounds ranked first and second on the Spinners, respectively.

"I stepped up and made big shots when asked but also helped create for others in situations, which I hadn't done before."

Alongside his ability to crash the boards, the 22-year-old led the team in four other statistical categories: 3-pointers made (53), 3-point field goal percentage (.356), free throw percentage (.759) and field goals made (171).

Murtagh also contributed 72 total assists and 1.9 per game - both ranked third on the team and most of anyone in the frontcourt.

"I've continued to work on things like making my 3-point shot more consistent and improving my on court awareness to help space the floor," he said. "Defensively, I've improved my on and off the ball technique."

The forward had 29 steals, slightly less than one a game, but when he did create a turnover it led to easy points on the fast break in the form a punishing slam dunk.

There was never a doubt to Murtagh's tenacity or longevity having started all 37 games. Though head coach Neal Hopkins never shied away from pushing the former Manchester Giant to coax more out of his game.

"The philosophy promoted by both Neal and the Lancashire Spinners is something I wanted to be part of again," said the 22-year-old. "Having a larger role than I'd had in previous seasons forced me to play at a high level."

Now he hopes the personal expectations he has for the team - one that failed to win a trophy for the first time since 2012-13 - extends throughout it.

"Instant chemistry and being able to ride out our momentum in close games will help us to avoid the slumps we had at parts last year," he admitted.

The Spinners suffered just one three-game losing streak in their inaugural season in Division One, but failed to string together more than three consecutive wins after November. And despite its playoff position never being in doubt, Lancashire missed out on opportunities to break into the top half of the standings.

"I feel we can have another bright start to the season - that just needs to continue through to the end of the season," the forward said. "We have added some key players whose attributes will bring something new to the squad that we didn't have before."

Written by Allen Gunn for LancashireSpinners.co.uk





#33 Aitor Estrada

G/F • 6-3 • 98 • Spain

CAREER

Spent junior career playing for his school Claret and Joyfe • Played for Menesiano de Madrid (SPA) and the Manchester Magic • Joined the then Rossendale Raptors in 2011 • Resigned when the club rebranded as the Lancashire Spinners.

PERSONAL

Born in Spain • Registered dentist • Known for recognisable hair-style and bright shoes • Birthday October 17, 1978.

2015-16 SEASON

Averaged 4.4 points and 2.1 rebounds in 27 games • Made four starts • Committed just 15 turnovers, which ranked tied for second fewest on the team • Had a season high 15 points, including four 3-pointers against Westminster.

2015-16 SEASON

Contributed six points on 2-of-4 shooting from 3-point range in 13 minutes in the Patrons Cup clinching game • Started in the Division Two playoff final playing just 11 minutes in the loss.




ESTRADA'S CAREER STATISTICS

YEAR	GP-GS	FGM-A	PCT	3FGM-A	PCT	FTM-A	PCT	REB	AVG	A	TO	B	S	PTS	AVG
2015-16	27-4	41-119	.345	27-93	.290	14-21	.667	58	2.1	14	15	1	7	118	4.4



Aitor Estrada Game-by-Game

2015-16	F-G	3FG	FT	REB	PF	PTS	A	TO	B	S	MP
at Manchester	1-3	1-3	0-0	0-1-1	2	3	0	0	0	2	5
Northumbria	3-4	1-2	0-0	0-0-0	4	10	0	0	0	0	5
Uni. of Chester	0-4	0-4	0-0	0-3-3	3	0	2	1	0	1	--
Derby											(DNP)
at Reading											(DNP)
Leicester	1-3	1-3	0-0	0-0-0	2	3	0	0	0	1	8
Liverpool	--	--	--	--	--	--	--	--	--	--	--
at Bradford	0-1	0-1	1-3	0-0-0	3	1	0	0	0	0	5
at Tees Valley											(DNP)
Northumbria											(DNP)
Northumbria											(DNP)
at Westminster											(DNP)
at Kent											(DNP)
Tees Valley	0-3	0-3	0-0	0-1-1	1	0	0	0	0	0	3
at Worthing											(DNP)
at Manchester	0-1	0-1	0-0	0-1-1	2	0	0	0	0	1	6
Manchester	3-5	3-4	0-0	1-3-4	4	9	0	0	0	0	12
at Hemel	N/A	--	--	--	--	--	--	--	--	--	--
at Bradford	2-5	2-5	4-5	1-4-5	3	10	0	0	0	0	15
Derby	0-5	0-5	0-0	0-2-2	2	0	0	0	0	0	20
Leicester	0-4	0-4	0-0	1-1-2	3	0	2	0	1	2	19
Reading	0-2	0-1	2-2	0-0-4	--	2	0	1	0	0	--
at Essex	0-4	0-3	0-0	0-5-5	2	0	1	1	0	0	15
at London	1-3	0-0	0-0	2-2-4	3	2	0	3	0	0	15
at Northumbria											(DNP)
Westminster	5-11	4-10	1-2	2-1-3	3	15	0	0	0	0	21
at Tees Valley	4-6	2-3	0-2	0-0-3	2	10	0	0	1	1	22
London	0-3	0-1	0-0	0-0-0	3	0	2	1	0	0	11
Reading	1-3	0-1	0-0	0-0-0	2	2	0	1	0	0	5
Hemel	1-5	0-4	0-0	0-1-1	2	2	0	0	0	0	14
Bradford	2-4	1-3	0-0	0-1-1	4	5	1	0	0	1	12
at Derby	2-6	2-6	0-0	0-6-6	3	6	1	3	0	0	16
Worthing	0-1	0-1	0-0	0-0-0	2	0	1	0	0	0	3
Kent	2-10	2-8	2-2	2-2-4	3	8	0	0	0	0	20
at Leicester	2-8	2-6	1-2	2-2-4	0	7	2	1	0	0	18
at Manchester	--	--	--	--	--	--	--	--	--	--	--
Essex	1-4	1-4	1-2	0-2-2	1	4	2	0	0	0	15
at Derby (PO)	1-3	0-1	0-0	0-2-2	3	2	0	3	0	0	10



Signature
42



#42 Mike Bernard

F • 6-11 • 100 • Oldham, England



CAREER

Played for the reincarnated Manchester Giants for two seasons before joining the Spinners in 2015-16 • Was a junior with the Giants from 1994-1998 • Attended Coffeyville Community College in Kansas beginning in 1998 before transferring to the University of Southern Florida (2000-02) • Began professional career with Panionios (Greece) and moved to Pallacanestro Messina in Italy in 2003 • Spent majority of 2003-04 season with Cantu • Joined German Club EWE Oldenburg for the 2004-05 season • Returned to Italy in 2005 to Upea Capo d'Orlando and Teramo (2005-07) • Briefly played for CEZ Nymburk at the start of the 2007-08 season, but opted to again return to Italy with Eldo Napoli • Concluded continental career with Greece's APOEL Nicosia (2008), Brest (2009), Crabs Rimini (2009-10) and Astrum Levice

(2010-2012).

2015-16 SEASON

Started in 32 of 36 games for the Spinners • Contributed 9.5 points and 5.1 rebounds per game • Made 143 field goals, which ranked joint third on the team whilst he shot 56.3 percent from the field • Had a personal best 24 points in a win over Derby on Dec. 12 • Played over 30 minutes in games • Led the team in scoring on four occasions.

GAME HIGHLIGHTS

Finished with 10 points and five rebounds in his Lancashire Spinners debut, a win at Manchester Magic • Hit a game-clinching 3-pointer late in the fourth quarter • Went 7-of-8 for 11 points, grabbed eight rebounds and made three blocks on his home debut against Northumbria • Scored a personal best 24 points at home against Derby on

BERNARD'S CAREER STATISTICS

YEAR	GP-GS	FGM-A	PCT	3FGM-A	PCT	FTM-A	PCT	REB	AVG	A	TO	B	S	PTS	AVG
2015-16	36-32	143-254	.563	2-6	.333	52-87	.598	185	5.1	49	43	21	14	341	9.5



Mike Bernard Game-by-Game

2015-16	F-G	3FG	FT	REB	PF	PTS	A	TO	B	S	MP
at Manchester	3-6	1-1	3-5	0-0-5	4	10	0	0	0	0	27
Northumbria	5-6	0-1	1-2	1-7-8	2	11	0	1	3	0	28
Uni. of Chester	0-2	0-0	0-0	0-0-1	0	0	1	0	0	0	--
Derby	1-1	0-0	0-0	0-4-4	2	2	1	1	0	2	16
at Reading	2-5	0-0	3-3	2-1-3	5	7	1	0	1	0	23
Leicester	7-8	0-0	0-0	2-4-6	0	14	1	1	0	1	20
Liverpool	--	--	--	--	--	--	--	--	--	--	--
at Bradford	1-2	0-0	0-0	0-3-3	1	2	1	2	0	0	8
at Tees Valley	3-3	0-0	0-2	2-5-7	3	6	0	0	0	0	19
Northumbria	0-2	0-1	1-2	0-4-4	2	1	2	0	1	0	30
Northumbria	6-11	0-0	1-2	0-0-5	--	13	3	2	1	1	--
at Westminster	4-5	0-0	1-3	3-6-9	0	9	2	2	0	0	33
at Kent	2-2	0-0	0-0	1-0-1	1	4	4	0	0	1	8
Tees Valley	2-5	0-0	0-2	0-0-0	1	4	1	1	1	0	14
at Worthing	4-10	0-0	6-8	3-3-6	2	14	0	0	0	0	29
at Manchester	7-15	0-0	3-3	1-9-10	4	17	1	0	0	0	35
Manchester	5-10	0-0	2-2	2-3-5	1	12	3	2	1	2	33
at Hemel	5-7	0-0	3-3	1-3-4	3	15	0	0	0	2	27
at Bradford	7-11	1-1	0-1	3-2-5	2	15	2	1	1	0	24
Derby	11-15	0-0	2-2	1-3-4	3	24	1	4	1	0	22
Leicester	4-7	0-0	1-2	1-3-4	3	9	1	2	0	0	16
Reading	5-10	0-0	4-6	0-0-8	--	14	1	3	3	1	--
at Essex	5-8	0-0	0-0	0-2-2	1	10	2	2	0	0	15
at London	7-10	0-2	2-4	2-4-6	1	16	1	3	0	1	33
at Northumbria	3-10	0-0	4-8	1-2-3	4	10	1	3	1	0	36
Westminster											(DNP)
at Tees Valley	4-5	0-0	0-0	0-0-3	1	8	0	2	1	0	11
London	2-4	0-0	0-0	0-1-1	1	4	1	0	1	0	12
Reading	0-1	0-0	0-2	0-1-1	1	0	1	1	0	0	10
Hemel	8-10	0-0	3-6	5-6-11	3	19	0	0	0	1	30
Bradford	4-8	0-0	3-4	3-5-8	2	11	4	1	2	1	29
at Derby	3-7	0-0	5-6	4-9-13	0	11	3	4	0	0	28
Worthing	9-17	0-0	0-2	3-6-9	3	18	2	0	1	0	37
Kent	0-2	0-0	1-2	2-0-2	0	1	0	0	0	0	5
at Leicester	7-13	0-0	1-1	3-6-9	3	15	2	1	0	0	23
at Manchester	--	--	--	--	--	--	--	--	--	--	--
Essex	3-7	0-0	1-2	2-5-7	3	7	5	0	1	0	23
at Derby (PO)	3-8	0-0	2-5	1-4-5	2	8	0	2	1	1	27

Dec. 12 on 11-for-15 shooting • Missed only game of the season through illness on Jan. 31 at home versus Westminster • Returned to play at Tees Valley • Had four straight games in double-figures scoring beginning with Hemel on Feb. 28 and ending against Worthing on Mar. 13 • Streak started with a double-double at home against the Storm (19 points and 11 rebounds) • Streak included a double-double in a loss at Derby, which set a season-best 13 rebounds alongside 11 points.

2014-15 SEASON

Started 16 of 27 games with the Manchester Giants • Averaged 22.8 minutes per game • Made a total of 96 field goals on 212 attempts • Shot 45.3 percent from the field • Record 8.2 points and 4.3 rebounds per game • Scored a total of 221 points • Grabbed 117 rebounds, including 39 offensive.

PERSONAL

Born in Oldham, Greater Manchester • Birthday is July 14, 1978.



Zion Tordoff



#15 Zion Tordoff

F • 6-6 • 92 • Bradford, England

CAREER

Began career with Bradford Dragons • Attended Myerscough starting in 2015-16 • Joined the Spinners from Myerscough College's Division Three team in January.

2015-16 SEASON

Averaged 2.5 points and 2.4 rebounds in 15 games for the Spinners • Totalled 38 points and 36 rebounds • Finished 14-of-44 from the floor • Was 7-of-7 from the free throw line • Committed just 10 turnovers.

GAME HIGHLIGHTS

Made debut at age 16 versus Essex on Jan. 16 scoring seven points and three rebounds in 14 minutes

• Set season highs of 11 points and six rebounds against Kent.

MYERSCOUGH

Played for the Myerscough Division Three team • Averaged a double-double.

INTERNATIONAL

Represented England at the U18 European Championships in Skopje, Macedonia • Contributed 8.8 points and three rebounds in eight games • Reached double figures in four games • Led the team in scoring with 15 points against Iceland • Had a tournament high 16 points

against Georgia.

PERSONAL

Born Zion Tordoff • Birthday May 11, 1999 • Son of Dan and Sue Tordoff.



TORDOFF'S CAREER STATISTICS

YEAR	GP-GS	FGM-A	PCT	3FGM-A	PCT	FTM-A	PCT	REB	AVG	A	TO	B	S	PTS	AVG
2015-16	15-1	14-44	.318	3-16	.188	7-7	1.00	36	2.4	5	10	0	6	38	2.5

Zion Tordoff Game-by-Game

2015-16	F-G	3FG	FT	REB	PF	PTS	A	TO	B	S	MP
at Essex*	1-4	0-0	5-5	2-1-3	0	7	0	0	0	1	14
at London*	0-0	0-0	0-0	0-0-0	2	0	0	0	0	1	4
at Northumbria*	1-2	0-0	0-0	1-1-2	1	2	0	1	0	0	10
Westminster*	1-3	0-1	2-2	0-4-4	2	4	0	1	0	0	14
at Tees Valley*	1-3	1-1	0-0	0-0-4	0	3	0	1	0	1	9
London*	0-0	0-0	0-0	0-0-0	0	0	0	0	0	0	1
Reading*	0-1	0-0	0-0	0-1-1	0	0	1	0	0	0	7
Hemel*	0-1	0-1	0-0	0-1-1	0	0	0	1	0	0	6
Bradford*	2-3	1-2	0-0	0-3-3	2	5	0	0	0	0	6
at Derby*	1-4	0-1	0-0	1-2-3	0	2	1	1	0	0	12
Worthing*	1-4	0-1	0-0	1-1-2	0	2	0	0	0	0	8
Kent*	5-11	1-5	0-0	4-2-6	2	11	0	2	0	0	26
at Leicester*	0-4	0-2	0-0	2-3-5	2	0	1	2	0	1	18
at Manchester*	--	--	--	--	--	--	--	--	--	--	--
Essex*	1-2	0-0	0-0	0-0-0	0	2	1	0	0	0	18
at Derby* (PO)	0-2	0-1	0-0	2-0-2	4	0	1	1	0	2	13



TORDOFF: BUILDING BLOCKS FROM INT'L EXPERIENCE

A player can often learn more about their resolve and their game when up against adversity.

"The toughest part of the European Championships was starting group play 0-3, which meant we [England U18s] couldn't reach our goal of promotion," said Zion Tordoff, who has joined the Lancashire Spinners for his first full season. "We knew we couldn't lose another game after that so we battled even harder."

And that in turn led to a complete sense of accomplishment for Tordoff, his tournament high 16 points, and the England squad as they ran off five-straight wins to finish ninth.

"We left everything out on the floor after being down by 13 points at halftime," he said.

The 17-year-old in his first-ever international competition averaged 8.8 points and three rebounds in eight games whilst shooting 48.1 percent from the floor and 63.2 at the free throw line.

He finished in double-figures scoring in four games and led the team with 15 points in a classification stage win over Iceland.

"I've learnt that I could play consistently through tough and competitive games day after day – it's given me great insight as a measuring tool to see where I'm at as a player," Tordoff said. "Right now I'm not content with where I am whatsoever, so I'm going to be working on every part of my game."

Tordoff showed in 15 games with the Spinners last season that he can be a level player both offensively and on the glass, contributing just over 2.5 points and 2.4 rebounds in a limited role.

Though against Kent in March he set season highs of 11 points and six rebounds, including four on the offensive end.

"Impactful games," Tordoff began, "especially in 'backs against the wall' situations, builds my confidence and I can recall on those moments coming into the new season."

Written by Allen Gunn for LancashireSpinners.co.uk

NEAL HOPKINS

UNIVERSITY OF CENTRAL LANCASHIRE '08



First-year head coach Neal Hopkins guided the Lancashire Spinners to a 25-13 record and a playoff birth in 2015-16 - the team's inaugural season in Basketball England's Division One.

SPINNING HISTORY

Neal Hopkins was named the fourth head coach of the Lancashire Spinners on May,

19, 2015. He has continued his duties as Myerscough College Basketball Academy's programme leader.

After leading Myerscough College to a 15-1 record and the Elite Academy Basketball League playoff championship in 2014-15, Hopkins was honoured as the EABL North Conference Coach of the Year for a second-straight year. He won the award in Myerscough College's inaugural season following a 10-2 league record.

The former Manchester Giants assistant coach has placed three players on the EABL North/West Conference Second Team (Andre Gayle 2013-14; Kivo Stavrev 2014-15; Zion Tordoff 2015-16), as well as two different to the conference's First Team (Alex

Roberts 2014-15, 2015-16; Kyle Carey 2015-16). Two players have been received Conference Player of the Year awards (Gayle 2013-14, Carey 2015-16) under Hopkins.

Hopkins has reached the EABL playoff finals in consecutive years after Myerscough was eliminated in the Elite 8 in 2013-14.

He has seen four players continue on on athletic scholarships at NCAA Division-I universities in the United States, including former Spinners players Carey and George Darling.

A graduate of the University of Central Lancashire (2005-08), he had the honour of leading the U19 White Team in the 2014-15 HoopsFix All-Star Classic.

In his first year with the Spinners, Hopkins recorded 25 wins, which is second most for a season in the club's history. He won 16 league games en route to a seventh place finish and a playoff birth.

And in the team's opening game on Sept. 12, he secured Lancashire's first-ever victory over local rivals Manchester Magic behind 20 points from 17-year-old Alex Roberts. The Spinners won 79-69 at the Amaechi Centre.

Hopkins has built a highly-respected programme at the Preston-based Myerscough College where he has an impressive record of 36-3 in three seasons in the EABL.

He attended Droitwich Spa High School and Worcester Sixth Form College.

HOPKINS CASE

COACHING RESUME

LANCASHIRE SPINNERS

(2015-Present)

RECORD: 25-13 (16-10 NBL1)

2016 NBL1 Quarterfinalist

MYERSCOUGH COLLEGE

RECORD: 44-5 (36-3 EABL)

2013-14 Elite 8

2014-15 Western Conference Champions

2015 EABL Champions

2015-16 Western Conference Champions

2016 EABL Finalist

HOPKINS YEAR-BY-YEAR AS A HEAD COACH

Year	Team	Conference	Overall	League
2015-16	Lancashire Spinners	Division One	25-13	16-10
2015-16	Myerscough College	EABL West Conf.	14-1	11-0
2014-15	Myerscough College	EABL North Conf.	19-1	15-1
2013-14	Myerscough College	EABL North Sea Conf.	11-3	10-2



TROY CULLEY

UNIVERSITY OF KENT '16 // ASSISTANT COACH

Troy Culley was named head coach of the Myerscough College Division 3 team and added to the Lancashire Spinners coaching staff as an assistant for the 2016-17 season. He will also serve as an assistant with Myerscough's Elite Academy Basketball League and U18 Men's squads.

Prior to accepting a position at Myerscough, he spent two years as head coach of the Kent Crusaders U14 Boys (2014-2016). Culley was also head coach at the South East Regional Performance Centre, an apprentice with the England U16 Men's National Team and assistant with the Kent Crusaders in 2015-16.

He spent a season as head coach of the South West U15 Boys Performance Development Team (2014-15) following successful spells as an assistant for the SW U17 Boys Regional Development Team (2013-14) and head coach of the U13s team (2012-13).

In 2013-14, he was appointed assistant coach of the Medway Park Crusaders Division 1 and Division 4 teams, as well as the U18, U16 Men and U14 Boys. Culley was also named an assistant at the South East Regional Performance Centre. Before then he spent two years as head coach of the Torbay Tigers U16 Men (2011-13), during which he also led Churston Grammar School and the Devon U15 Boys County Team receiving Devon's Youth Coach of the Year in 2012.

Following four years as an assistant of the U14, U15 and U16 teams at Torbay, Culley was promoted to head coach of the U13s and U14s, and accepted a position in the same capacity at the SW Performance Centre. He also remained as an assistant for the Tigers U16 Boys. He started his coach career as an assistant for the Torbay Tigers U14, U15 and U16 Boys where he remained from 2006-10.

Prior to beginning his career in coaching, he played for the Torbay Tigers (2007-2012) and South Devon College (2008-2010). He received an undergraduate honours degree in Sports and Exercise Science from the University of Kent in 2016. He is currently working towards a postgraduate degree in Elite Coaching from the University of Central Lancashire.



LEWIS SCOTT

ASSISTANT COACH

Lewis Scott is entering his second season as an assistant coach for the Lancashire Spinners Division One Men's. He will also serve as head coach of the Lancashire Spinners Bury U16 Boys where he served as well in 2015-16.

LANCASHIRE SPINNERS WOMEN'S

2016-17 ROSTER

NUMERICAL

No.	Player	Pos.	Ht.	2015-16 Club
3	Chloe Wright	G	5-5	Lancashire Spinners
4	Steph Cornell	G	N/A	Bury Blue Devils/Lancashire Spinners
6	Sophie Latchford	F	5-10	Stockport Lapwings
7	Shauna Harrison	G	5-8	Sheffield
8	Angelica Singel	G	5-7	Poconia
9	Toni Hills	F	5-7	Bury Blue Devils/Lancashire Spinners
10	Nicola Boardman	G	5-7	Bury Blue Devils/Lancashire Spinners
11	Rachel Clayden	F	5-10	Bury Blue Devils/Lancashire Spinners
13	Mel Hills	F	5-10	Bury Blue Devils/Lancashire Spinners
14	Stef Bmacz	F	5-10	Bury Blue Devils/Lancashire Spinners
15	Sarah Labrow	F	5-8	Bury Blue Devils/Lancashire Spinners
12	Steph Jones	G	5-6	Mansfield
15	JD Quinn	G	5-9	Sheffield
22	Milly Knowles	F	6-0	Lancashire Spinners
	Emma Cheetham	G	5-4	Sheffield
	Freya Kelshaw	G	5-8	Manchester Mystics
	Caitlyn Power-Tarbatt	G	5-3	Manchester Mystics
	Bodoudise Subi	G	5-7	Manchester Mystics

Head Coach: Julie Page (2nd year at Lancashire)



LANCASHIRE SPINNERS WOMEN'S

2016-17 SCHEDULE

DATE	OPPONENT	VENUE
Oct. 1	Bristol Storm	Myerscough College
Oct. 8	at Reading Rockets	John Madejski Academy Sports Centre
Oct. 9	at Sevenoaks Suns II	Sevenoaks School
Oct. 15	Exeter Eagles	Myerscough College
Oct. 22	at Essex Blades	Uni. of Essex Sports Centre
Oct. 23	at Barking Abbey UEL	Barking Abbey School Leisure Centre
Oct. 29	Charnwood College Riders	Myerscough College
Oct. 30	<i>National Cup 2nd Round</i>	<i>TBD</i>
Nov. 12	Reading Rockets	Myerscough College
Nov. 26	Southwark Pride	Myerscough College
Dec. 3	at Anglia Ruskin University	Kelsey Kerridge Sports Centre
Dec. 10	Team Solent	Myerscough College
Dec. 17	at Bristol Storm	St Mary Radcliffe & Temple School
Dec. 18	at Bristol Academy Flyers	WISE Campus SGS College
Jan. 7	Sevenoaks Suns II	Myerscough College
Jan. 14	at Exeter Eagles	Maynard School
Jan. 28	Essex Blades	Myerscough College
Feb. 4	at Charnwood College	Charnwood College
Feb. 18	Barking Abbey UEL	Myerscough College
Mar. 4	Anglia Ruskin University	Myerscough College
Mar. 11	at Team Solent	St Mary's Leisure Centre
Mar. 12	at Southwark Pride	City of London Academy
Mar. 18	Bristol Academy Flyers	Myerscough College



2016-17 PREVIEW

CASTLE LEISURE CENTRE

The Rossendale Raptors spent three years playing in Basketball England's Division Four through Division Three at Haslingden Sports Centre in Rossendale. But following the rebrand and introduction of the Lancashire Spinners, the club moved eight miles south to Bury's Castle Leisure Centre, which became the permanent home early in the 2014-15 season following a partnership with Bury Council. Prior to moving into the leisure centre, the Spinners played games at various locations.

Dubbed "The Castle", Lancashire went 15-6 in its inaugural campaign in Division One and set a home attendance record of 856 against Manchester Magic on Nov. 21, 2015.



27-8

**LANCASHIRE'S ALL-TIME
RECORD AT THE CASTLE**

15-6

**RECORD UNDER NEAL
HOPKINS**

856

**HIGHEST ATTENDANCE
RECORD**



2016-17 PREVIEW IN THE COMMUNITY

The Spinners go above and beyond to make their presence known hosting and sponsoring basketball clinics for all ages across Lancashire at Rossendale's Haslingden Sports Centre and Bury's Sports for All Centre. Players are expected to take part with an emphasis not only on helping to grow the sport, but to ensure all backgrounds and genders are included and can learn valuable lessons from being part of a team. The Joshua Wilson Brain Tumour Charity is the Spinners' charity of choice with the two, including founder Dawn Fiddler, hosting an annual event during the pre-season with proceeds benefiting the not-for-profit group.

For a full list of regularly scheduled clinics, visit www.LANCASHIRESPINNERS.co.uk.



THE LANCASHIRE SPINNERS AND THE SUPERJOSH CHARITY WILL ENTER THEIR THIRD YEAR AS PARTNERS TO HELP BRING ABOUT AWARENESS FOR BRAIN TUMOURS IN CHILDREN. IN SEPTEMBER 2015, THE SPINNERS WELCOMED USA SELECTS FOR THE SECOND ANNUAL CHARITY GAME, WHICH RASIED OVER £500.



WEBER STATE FACT-FILE

Location: Greeley, Colorado
Abbreviation: UNC
Established: April 1, 1889
Students: Approx. 12,000

ATHLETICS

Varsity teams: 17
Nickname: Bears
Mascot: Klawz
Colours: Blue and Gold
Basketball arena: Bank of Colorado Arena
Conference: Big Sky (NCAA-I)
2015-16 Record: 10-21 (7-11)
Head Coach: Jeff Linder
NCAA Tournament Appearances: 2011

DARLING SET FOR WEBER STATE

Weber State commit George Darling had arguably the best end to the season of anyone on the Lancashire Spinners – but he had to wait for his opportunity after missing nearly three months through injury.

The 19-year-old, who also fielded interest from Montana State, Elon and Arkansas Little Rock, averaged 7.8 points on 65.2 percent shooting (15-23) and 4.8 rebounds in four games to end divisional play, including highs of 13 points and seven boards against the Kent Crusaders Mar. 19.

“Playing with the Spinners over the course of the year has helped me become a better and more physical player at both ends of the floor,” said Darling. “It’s helped me realise how effective I can be in a variety of ways.”

And with a season of men’s basketball under his belt, Darling will head to the Utah-based Weber State Wildcats of the Big Sky Conference of the NCAA in the United States and to a team – coached by Randy Rahe (10th year) – that has made the National Tournament in two of the last four years.

“It’s a tremendous opportunity to be able to go

play basketball at such a high level – it gives me the chance to showcase my skills, which will hopefully help me progress into playing basketball professionally,” said the 6-foot-10 forward. “The level of professionalism and attention the coaches showed me throughout last season was what led me to sign with Weber State.”

Although relatively soft-spoken off the court, Darling has shown his game has bite and in 20 games in 2015-16 he made several electrifying and veteran-esque plays to help propel the Spinners to key wins at the end of the season, including a double-double against Chester in the first round of the National Cup.

“George [Darling] has developed a considerable amount despite his injury setback,” said Lancashire and Myerscough head coach Neal Hopkins. “Weber State is a situation that will suit him well and I’m sure he will continue to make positive strides forward whilst there.”


He totalled 82 points (4.1 PPG) and 57 rebounds (2.9 RBG) in his lone season with the Spinners, and shot 49.4 percent from the floor, which ranked fourth on the team.





WORLD OPTIONS
www.worldoptions.co.uk

18



**CAREY WILL DELIVER
AT NORTHERN
COLORADO SAYS
HOPKINS**

Star Kyle Carey hopes to carry the confidence he built last season into his first year at the University of Northern Colorado (Greeley, CO).

"I've been working towards the goal of playing Division-I basketball in the [United] States for a while now, so committing to Northern Colorado is a huge step in reaching that dream," said Carey, who ranked fourth on the Spinners in scoring with 11.1 points per game in divisional play.

The 19-year-old capped off a tremendous season with both Lancashire and Myerscough by leading Team White U19s to victory in the HoopsFix All-Star Classic at the start of June.

But even before an impressive display of 20 points on 8-of-13 shooting and nine rebounds at the Classic, Carey continuously showed that no moment was too big.

In a two-week span in November he dropped a team and season high 35 points on Kent before hitting the game-winning shot against Worthing – both coming on the road.

"Kyle will pack an instant punch [at Northern Colorado]," said Neal Hopkins. He never

shied away from putting the ball in Carey's hands and was justly rewarded for that faith.

Carey delivered scoring 17 points – 13 in the second half – at Tees Valley to lead the Spinners to an 86-76 victory and a week later he hauled in 29 in a win over London.

"Going against the top players in the country has definitely prepared me for the next level in America," he said. "My teammates at the Spinners always put me in a position to succeed and I owe them a big thanks for allowing me to show off my ability."

Seen as a vital piece by the coaching staff to help build a foundation at Northern Colorado (Big Sky), Carey is equally eager to be a part of that process.

"It's going to be fun – this will be the first time I go to the States and I'm looking forward to embracing every moment."

NOTES: Carey amassed 357 points (4), 139 rebounds (5) and 29 steals (T-3) in 36 games ... He made 14 starts (6) ... Shot 47.8 percent from the floor and 68.4 from the free throw line ... Currently ranked #6 in the Deng Top 50.

NORTHERN COLORADO FACT-FILE

Location: Greeley, Colorado

Abbreviation: UNC

Established: April 1, 1889

Students: Approx. 12,000

ATHLETICS

Varsity teams: 17

Nickname: Bears

Mascot: Klawz

Colours: Blue and Gold

Basketball arena: Bank of Colorado Arena

Conference: Big Sky (NCAA-I)

2015-16 Record: 10-21 (7-11)

Head Coach: Jeff Linder

NCAA Tournament

Appearances: 2011



HISTORY

YEARLY HISTORY

Founded in 1962 by a group mainly consisting of ex Bacup & Rossendale Grammar School students under the name of the Old Rossendalians, the club has evolved dramatically over its 52-year history. In 2014, the organisation saw a complete rebrand to the Lancashire Spinners following its initial three years as a member of Basketball England's National Leagues.

1968-2009: EARLY HISTORY

- Established in 1962 by a group consisting mainly of ex-Bacup and Rossendale Grammar School students as the Old Rossendalians, the club began competing in local leagues before joining the Manchester and District League's 1st Division in 1968 where it remained for 15 years.
- With the aim of enticing new players from across the region, the Old Rossendalians became Rossendale Basketball Club ahead of the 1989-1990 season.

2010-2014: NEW DIRECTIONS

- General Manager Ken Masser took the helm beginning in 2008, which led to the influx of high calibre players, including Aitor Estrada, Josh Houghton, Stephen Graham, Mark Rangeley and two-time England Player of the Year Steven Gayle, and former members to the senior team in the coming years.
- Competing in Division Four of the Manchester Area Basketball League (MABL), the team gained promotion to the cusp of the National Leagues where it successfully applied for admission to Basketball England. The club made its debut in Division Four in 2011 as the Rossendale Raptors.
- September 17, 2011 - The Rossendale Raptors played its first game under Basketball England, a 79-71 loss to Warrington Wolves in the first round of the National Cup at Haslingden Sports Centre.
- October 22, 2011 - Rossendale claimed the club's first National League win defeating Tees Valley Mohawks II 104-62 at Haslingden Sports Centre. Steven Gayle scored a game-high 37 points whilst Pasquale Korenecki and Stephen Graham added 16 each.
- March 17, 2012 - The Raptors marked the club's 50th and inaugural season (2011-12) in the National League by winning the Division Four regular season title with a 20-2 record. Rossendale beat the Oldham Titans 118-66 on the final day of the regular season at Haslingden Sports Centre.
- March 30, 2012 - The team continued to build on their stellar first season with a 115-83 win over Stockport Falcons II in the quarterfinals of the Division Four playoffs.



HONOUR THE PAST



APPRECIATE THE PRESENT



STRIVE FOR GREATNESS

HISTORY

YEARLY HISTORY

- April 14, 2012 – Following an overtime win against Crawley in the semifinals in which Steven Gayle scored 30 points, the Raptors ran out 91-87 victors over Worcester Wolves II to claim the Division Four Playoff title. Gayle again paced Rossendale with 28 points as they held off a fourth quarter surge by Worcester. The win capped off a 21-game winning streak.
- September 22, 2012 – Having gained promotion to Division Three by virtue of a first place finish in 2011-12, the Rossendale Raptors began the season with a 74-72 loss to the Stockport Falcons at Haslingden Sports Centre. Steven Gayle scored a game-high 32 points and future Raptors player Anthony Kuczaj had 28 for the Falcons.
- January 12, 2013 – Steven Gayle scored a franchise record (Rossendale Raptors) 58 points and had 12 rebounds 10 assists and seven steals in a 96-91 overtime win versus Birmingham A's at Haslingden Sports Centre.
- March 17, 2013 – The Raptors finished in sixth place in Division Three with a 14-8 record (17-10 overall) but failed to make the playoffs.
- January 19, 2014 – Wins over Tees Valley II, Hull and Milton Keynes saw Rossendale advance to the club's first national semifinal where the Raptors fell short 91-88 to Oxford Brookes University. Steven Gayle led with 31 points and Anthony Kuczaj added 22 in the loss.
- March 8, 2014 – But Rossendale's second year in Division Three proved to be a tremendous success overall as the team finished with a 17-3 league record (20-6) to claim the regular season title and promotion to Division Two.

2014-2015: BIRTH OF THE SPINNERS

- Summer 2014 – Encouraged by their quick progress to Division Two and goal of being a

fully-fledged professional team, the Raptors rebrand themselves as the Lancashire Spinners ahead of the 2014-15 campaign and relocated to Bury's Castle Leisure Centre in order to continue attracting high calibre talents.

- October 11, 2014 – Lancashire completed pool play in the Patrons Cup undefeated with its win over Birmingham Mets.
- October 26, 2014 – The Spinners advanced to the third round of the National Cup, the farthest they had reached in the competition to date, but lost to the Bradford Dragons (Division One) 96-92. Steven Gayle continued to lead the Lancashire attack with 24 points. A mid-January addition from the previous season, Josh Houghton, added 20.
- November 22, 2014 – A 79-67 win against Brixton Topcats gave the Spinners a 5-0 start in Division Two play - the club's best start in league play.
- February 1, 2015 – Led by 27 points from club captain Steven Gayle, Lancashire defeated London Greenhouse Pioneers 82-60 in the semifinals of the Patrons Cup at Academy Sport.
- February 21, 2015 – Lancashire claimed its first national title when it beat league rivals London Lituania 118-86 in the Patrons Cup final at Leeds Beckett University. Steven Gayle is named MVP.
- March 24, 2015 – A new partnership with Bury's Sports for All Centre is formed, which targets and supports participation at the state of the art facilities at Philips High School.
- April 4, 2015 – After finishing the regular season as runners up with a 20-3 record, the Spinners hosted and won their first playoff game at Bury's Castle Leisure Centre over Brixton Topcats.
- April 11, 2015 – Large offensive contributions from Steven Gayle (23 points), Josh Houghton (20) and Mark Rangeley (18) in a 95-78 win

against Ipswich helped the Spinners advance to the Division Two playoff finals.

- April 13, 2015 – In partnership with Blackburn College and the Lancashire Spinners, the two launched a Basketball Centre for Excellence under the direction of Danny Byrne. Lancashire's second team re-named "Blackburn College Spinners" would compete in the National Basketball Development League in 2015-16.
- July 23, 2015 – The Lancashire Spinners and Bury Blue Devils merge to strengthen the junior programme for both boys and girls in the community. Nick Ibberson would continue in his role as head coach of the girls and women's teams alongside former Great Britain Olympian Julie Paige.

2015-16: REACHING NEW HEIGHTS

- May 23, 2015 – Former Manchester Giants assistant coach Neal Hopkins was announced as the new head coach of the Lancashire Spinners, a position he would hold alongside his duties as Programme Director and coach of the basketball academy at Myerscough Academy.
- September 12, 2015 – Lancashire started off the season with a 79-69 win over Manchester Magic, highlighted by 20 points from 17-year-old Alex Roberts.
- January 10, 2016 – The Spinners completed the National Trophy group phase with a perfect 6-0 record and hosted the Reading Rockets in the quarterfinals where it lost 80-71.
- April 2, 2016 – A 16-10 record helped the club reach the Division One playoffs as the seventh seed where it faced the Derby Trailblazers, who eventually won the game.



DEFEND THE FUTURE

2011-12 DIVISION FOUR REGULAR SEASON & PLAYOFF CHAMPIONS

2011-12

Record: 23-4; H: 12-3; A: 10-1; N: 1-0

EBL4: 20-2; 1st Place;


Playoff Champions

Coach: Full Name

S17	Warrington Wolves*	H	L	71-79
S24	Manchester Magic!	A	L	54-97
O8	Hull Wasps	H	L	56-71
O22	Tees Valley Mohawks II	H	W	104-62
O29	Liverpool	A	W	95-52
N5	Middlesbrough Lions	H	L	77-78
N13	Mold Magic	A	W	89-42
N19	Bradford Dragons II	H	W	92-67
N26	Burnley College Blaze	H	W	87-59
N27	Bradford Maroons	A	W	104-62
D10	Stockport Falcons II	H	W	94-79
D17	Oldham Titans	A	W	68-64
J7	Mersey Tigers II	H	W	116-41
J14	Hull Wasps	A	W	102-78
J21	Tees Valley Mohawks II	A	W	91-77
J28	Liverpool	H	W	86-72
F4	Mersey Tigers II	A	W	132-77
F5	Middlesbrough Lions	A	W	98-97
F11	Mold Magic	H	W	98-58
F18	Bradford Dragons II	A	W	112-82
F25	Bradford Maroons	H	W	104-82
M3	Burnley College Blaze	H	W	63-61
M11	Stockport Falcons II	A	W	96-83
M17	Oldham Titans	H	W	116-66
DIVISION FOUR QUARTERFINALS				
M30	Stockport Falcons II#	H	W	115-83
DIVISION FOUR SEMIFINALS				
M31	Crawley#	H	W	88-76
DIVISION FOUR FINALS				
A14	Worcester Wolves II#	N	W	91-87

* National Cup Game
! National Shield Game
Playoff Game





“It was a team built to win.”

-Aitor Estrada



2015 PATRONS CUP CHAMPIONS





2014-15 Patrons Cup
Coach: Steven Gayle

S19	Worcester Wolves II	A	W	89-80
S20	Birmingham Mets	H	W	92-67
O4	Worcester Wolves II	H	W	89-69
O10	Birmingham Mets	A	W	99-78

Patrons Cup Semifinals

F2	London GHP	A	W	82-60
----	------------	---	---	-------

Patrons Cup Finals

F21	vs. London Lituania	N	W	118-86
-----	---------------------	---	---	--------

Lancashire Spinners 118, London Lituania 86

London Lituania 86

#	Player	FG	3FG	FT	REB	PF	PTS	A	TO	B	S	Min
05	T. PUTNA*	3-11	1-6	1-2	1-1-2	3	8	1	3	0	1	31
06	P. RASAMAVICIUS*	8-14	5-7	2-2	0-1-1	2	23	2	3	0	4	39
10	D. VALATKEVICIUS*	5-10	0-2	3-5	4-6-10	4	13	4	3	1	3	28
13	J. VISOCKAS*	2-9	2-8	3-3	1-0-1	2	9	0	1	0	1	29
14	E. VAUSPAS*	3-6	0-0	3-4	2-7-9	4	9	6	4	0	0	27
04	T. SKARDZIUS	5-11	0-0	0-4	0-1-1	5	10	3	2	0	0	18
22	P. ADOMAITIS	4-11	3-9	1-2	2-3-5	3	12	2	4	0	0	26
33	T. KAZLAUSKAS	1-2	0-1	0-0	0-0-0	1	2	0	0	0	0	3
Totals		31-47	11-33	13-22	10-19-29	24	86	18	20	1	9	200


PFTO: 24
 PITP: 36
 2CP: 10
 FBP: 6
 Bench points: 24

Lancashire Spinners 118

#	Player	FG	3FG	FT	REB	PF	PTS	A	TO	B	S	Min
07	J. HOUGHTON*	6-8	4-5	0-0	1-2-3	4	16	3	1	0	0	17
09	S. GAYLE*	8-22	1-10	5-5	1-7-8	2	22	10	2	1	7	33
11	C. PORTER*	3-9	2-4	1-4	1-1-2	0	9	4	3	0	3	25
31	S. VAUGHAN*	4-4	0-0	0-0	3-4-7	1	8	0	2	0	0	24
33	A. ESTRADA*	2-4	2-4	0-0	0-2-2	3	6	1	1	0	1	15
10	A. GAYLE	1-3	0-2	3-4	0-0-0	0	5	1	1	0	0	18
14	J. ORMOND	0-1	0-0	0-0	0-1-1	0	0	2	0	0	0	3
15	Y. TAIWO	3-3	0-0	0-0	1-6-7	2	6	1	1	0	0	10
21	K. OGUNNEYE	4-5	0-0	6-9	10-4-14	3	14	3	4	0	2	23
23	A. KUCZAJ	4-5	2-2	0-0	0-1-1	1	10	0	1	0	0	7
25	M. RANGELEY	7-13	1-4	7-7	0-2-2	1	22	1	3	0	0	24
Totals		42-77	12-31	22-29	17-30-47	17	118	26	19	1	13	200

PFTO: 25
 PITP: 54
 2CP: 23
 FBP: 16
 Bench points: 57

Points by period:	1st	2nd	3rd	4th	Total
London	19	22	23	22	86
Lancashire	23	33	29	33	118



HISTORY

HISTORY

NATIONAL BASKETBALL LEAGUE PLAYOFFS

National Basketball League Playoff Results (5-3)

2011-12 (No. 1 seed – Division Four)

30/03/12	vs. Stockport II	W	115-83	Haslingden Sports Ctr.
31/03/12	vs. Crawley	W/OT	88-76	Haslingden Sports Ctr.
14/04/12	vs. Worcester II	W	91-87	Medway Park-Kent

2013-14 (No. 1 seed – Division Three)

22/03/14	vs. Hackney	L	98-109	Haslingden Sports Ctr.
----------	-------------	---	--------	------------------------

2014-15 (No. 2 seed – Division Two)

04/04/15	vs. Brixton	W	85-80	Castle Leisure Ctr.
11/04/15	vs. Ipswich	W	95-78	Castle Leisure Ctr.
19/04/15	vs. London Lit.	L	98-65	EIS-Sheffield

2015-16 (No. 7 seed – Division One)

02/04/16	vs. Derby	L	91-61	Noel-Baker School-Derby
----------	-----------	---	-------	-------------------------

NBL Playoffs

Appearances	4
Overall Record	5-3
Final Appearances	2

2011-12 Champions
2013-14 Quarterfinals
2014-15 Finals
2015-16 Quaterfinals

NBL PLAYOFFS RECORD

By Opponent

Opponent	W	L
Brixton	1	0
Crawley	1	0
Derby	0	1
Hackney	0	1
Ipswich	1	0
London Lit.	0	1
Stockport II	1	0
Worcester II	1	0

HISTORY

NATIONAL CUP

Basketball England National Cup Results (5-5)

2011-12

17/09/11	Warrington	L	71-79	Haslingden Sports Ctr.
----------	------------	---	-------	------------------------

2012-13

23/09/12	N-U-L College	W	78-74	Haslingden Sports Ctr.
07/10/12	Manchester	L	61-93	Amaechi Ctr-Manchester

2013-14

06/10/13	Tees Valley	L	68-81	Haslingden Sports Ctr.
----------	-------------	---	-------	------------------------

2014-15

21/09/14	Prestons College	W	89-66	Broad Oak High School
05/10/14	at Liverpool	W	92-91	ABCSC-Liverpool
26/10/14	Bradford (Dragons)	L	92-96	Castle Leisure Ctr.

2015-16

20/09/15	Uni. of Chester	W	74-48	Castle Leisure Ctr.
04/10/15	Liverpool	W	102-94	Castle Leisure Ctr.
15/11/15	at Manchester	L	71-84	Amaechi Ctr-Manchester

National Cup

Appearances 5
Overall Record 5-5
Final Appearances 0

2011-12 1st round
2012-13 2nd round
2013-14 1st round
2014-15 3rd round
2015-16 Quarterfinals


NATIONAL CUP RECORD

By Opponent

Opponent	W	L
Bradford (Dragons)	0	1
Liverpool	2	0
Manchester	0	2
N-U-L College	1	0
Prestons College	1	0
Tees Valley	0	1
Uni. of Chester	1	0
Warrington	0	1

By Division

Opponent	W	L
Division One	0	2
Division Two	2	0
Division Three	1	0
NBDL	0	0



HISTORY

NATIONAL TROPHY

Basketball England National Trophy (6-1)

2015-16

12/09/15	at Manchester	W	79-69	Amaechi Ctr.-Manchester
19/09/15	Northumbria	W	76-64	Castle Leisure Ctr.
26/09/15	Derby	W	88-64	Castle Leisure Ctr.
03/10/15	Leicester	W	78-65	Castle Leisure Ctr.
10/10/15	at Bradford	W	101-98	Bradford College
17/10/15	at Tees Valley	W	85-70	University of Teeside
10/01/16	Reading	L	71-80	Academy Sport

National Cup

Appearances	1
Overall Record	6-1
Group Record	6-0
Knockout Record	0-1
Final Appearances	0

2015-16 Quarterfinals

NATIONAL TROPHY RECORD

By Opponent

Opponent	W	L
Birmingham Mets	2	0
London GHP	1	0
London Lituania	1	0
Worcester II	2	0

HISTORY

PATRONS CUP & NATIONAL SHIELD

Basketball England Patrons Cup (6-0)

2014-15

13/09/14	at Worcester II	W	89-80	University of Worcester
20/09/14	Birmingham	W	92-67	Broad Oak High School
04/10/14	Worcester II	W	89-69	Haslingden Sports Ctr.
11/10/14	at Birmingham	W	99-78	B'ham Mets College
01/02/15	London GHP (SF)	W	82-60	Academy Sport
21/02/15	vs. London Lit. (F)	W	118-86	Leeds Beckett University

National Cup

Appearances	1
Overall Record	6-0
Group Record	4-0
Knockout Record	2-0
Final Appearances	1

2014-15 Champions

PATRONS CUP RECORD

By Opponent

Opponent	W	L
Birmingham Mets	2	0
London GHP	1	0
London Lituania	1	0
Worcester II	2	0

Basketball England National Shield Results (5-3)

2011-12

24/09/11	at Manchester	L	54-97	Amaechi Ctr.-Manchester
----------	---------------	---	-------	-------------------------

2012-13

30/09/13	at Oldham (Titans)	W	93-76	Oldham Sports Ctr.
21/10/13	Leeds Carnegie II	W	72-68	Haslingden Sports Ctr.
11/11/13	Huddersfield Heat	L	71-84	Haslingden Sports Ctr.

2013-14

20/10/13	Tees Valley II	W	98-109	Haslingden Sports Ctr.
10/11/13	at Hull Wasps	W	100-98	Ennerdale LC
08/12/13	Milton Keynes	W	100-83	Haslingden Sports Ctr.
19/01/13	at Oxford Brookes	L	88-91	Oxford Brookes Uni.

National Shield

Appearances	3
Overall Record	5-3
Final Appearances	0

2011-12 1st round
2012-13 3rd round
2013-14 Quarterfinals

NATIONAL SHIELD RECORD

By Opponent

Opponent	W	L
Huddersfield	0	1
Hull	1	0
Leeds Carnegie II	1	0
Manchester	0	1
Milton Keynes	1	0
Oldham (Titans)	1	0
Oxford Brookes Uni.	0	1
Tees Valley II	1	0



HISTORY

SERIES RECORDS

OPPONENT	W/L	FIRST	LAST GM.
Birmingham A's	4-0	2012-13	2013-14
Birmingham Mets	5-1	2013-14	2014-15
Bradford Dragons	3-1	2014-15	2015-16
Bradford Dragons II	2-0	2011-12	2011-12
Bradford Maroons	2-0	2011-12	2011-12
Brixton Topcats	3-0	2014-15	2014-15
Burnley College Blaze	2-0	2011-12	2011-12
City of Sheffield Saints	3-1	2012-13	2013-14
Crawley	1-0	2011-12	2011-12
Derby Trailblazers	2-2	2015-16	2015-16
Derby Trailblazers II	3-1	2012-13	2013-14
Derbyshire Arrows	2-0	2014-15	2014-15
Eastside Eagles London	2-0	2014-15	2014-15
Essex Leopards	1-1	2015-16	2015-16
Hackney White Heat	0-1	2013-14	2013-14
Hemel Storm	0-2	2015-16	2015-16
Huddersfield Heat	0-3	2012-13	2012-13
Hull Wasps	2-1	2011-12	2013-14
Ipswich Basketball	3-0	2014-15	2014-15
Kent Crusaders	2-0	2015-16	2015-16
Leeds Carnegie II	5-0	2012-13	2013-14
Leicester Warriors	3-0	2015-16	2015-16
Liverpool	4-0	2011-12	2015-16
London GHP	3-0	2014-15	2014-15
London Lituanica	3-3	2014-15	2015-16
London United	2-0	2014-15	2014-15
London Westside	2-0	2014-15	2014-15
Loughborough Student Riders	1-1	2014-15	2014-15
Manchester Magic	1-5	2011-12	2015-16
Mersey Tigers II	2-0	2011-12	2011-12
Middlesbrough Lions	3-1	2011-12	2012-13
Milton Keynes Mustangs	1-0	2013-14	2013-14
Mold Magic	2-0	2011-12	2011-12
N-U-L College Knights	1-0	2012-13	2012-13
Northants Thunder	0-2	2013-14	2013-14
Northumbria	2-2	2015-16	2015-16
Nottingham Hoods	4-0	2012-13	2013-14
Oldham Titans	3-0	2011-12	2012-13
Oxford Brookes University	0-1	2013-14	2013-14
Prestons College	1-0	2014-15	2014-15
Reading Rockets	0-3	2015-16	2015-16
Sefton Stars	2-2	2012-13	2013-14
Sheffield Sabres	3-1	2012-13	2013-14
Shropshire Warriors	2-0	2012-13	2012-13
Stockport Falcons	1-1	2012-13	2012-13
Stockport Falcons II	3-0	2011-12	2011-12

OPPONENT	W/L	FIRST	LAST GM.
Tees Valley Mohawks	3-1	2013-14	2015-16
Tees Valley Mohawks II	5-0	2011-12	2013-14
Warrington Wolves	0-1	2011-12	2011-12
Westminster Warriors	2-0	2015-16	2015-16
Worcester Wolves II	5-0	2011-12	2014-15
Worthing Thunder	2-0	2015-16	2015-16
University of Chester	1-0	2015-16	2015-16

HISTORY

ALL-TIME SERIES RESULTS

B - B - B

BIRMINGHAM A'S (4-0)

2012-13	W	87-56	(a)
2012-13	W	96-91	(h)
2013-14	W	81-71	(a)
2013-14	W	99-66	(h)

BIRMINGHAM METS (5-1)

2013-14	L	88-73	(a)
2013-14	W	91-59	(h)
2014-15	W	92-67	(h)
2014-15	W	99-78	(a)
2014-15	W	85-75	(h)
2014-15	W	107-70	(a)

BRADFORD DRAGONS (3-1)

2014-15	L	96-92	(h)
2015-16	W	101-98	(a)
2015-16	W	100-96	(a)
2015-16	W	88-82	(h)

BRADFORD DRAGONS II (2-0)

2011-12	W	92-67	(h)
2011-12	W	112-82	(a)

BRADFORD MAROONS (2-0)

2011-12	W	104-62	(a)
2011-12	W	104-82	(h)

BRIXTON TOPCATS (3-0)

2014-15	W	79-67	(h)
2014-15	W	103-96	(a)
2014-15	W	85-80	(h)

BURNLEY COLLEGE BLAZE (2-0)

2011-12	W	87-59	(h)
2011-12	W	63-61	(a)

C - C - C

CITY OF SHEFFIELD SAINTS (3-1)

2012-13	W	79-74	(a)
2012-13	L	74-69	(h)
2013-14	W	88-75	(h)
2013-14	W	96-78	(a)

CRAWLEY (1-0)

2011-12	W	88-76	(h)
---------	---	-------	-----

D - D - D

DERBY TRAILBLAZERS (2-2)

2015-16	W	88-64	(h)
2015-16	W	96-92	(h)
2015-16	L	78-66	(a)
2015-16	L	91-61	(a)

DERBY TRAILBLAZERS II (3-1)

2012-13	W	94-92	(h)
2012-13	L	99-82	(a)
2013-14	W	87-83	(a)
2013-14	W	65-51	(h)

DERBYSHIRE ARROWS (2-0)

2014-15	W	89-88	(h)
2014-15	W	94-81	(a)

E - E - E

EASTSIDE EAGLES LONDON (2-0)

2014-15	W	76-71	(a)
2014-15	W	20-0	(h)

ESSEX LEOPARDS (1-1)

2015-16	L	83-71	(a)
2015-16	W	89-77	(h)

H - H - H

HACKNEY WHITE HEAT (0-1)

2013-14	L	109-98	(h)
---------	---	--------	-----

HEMEL STORM (0-2)

2015-16	L	90-76	(a)
2015-16	L	96-90	(h)

HUDDERSFIELD HEAT (0-3)

2012-13	L	84-71	(h)
2012-13	L	81-78	(h)
2012-13	L	114-108	(a)

HULL WASPS (2-1)

2011-12	L	71-56	(h)
2011-12	W	102-78	(a)
2013-14	W	100-98	(a)

I - I - I

IPSWITCH BASKETBALL (3-0)

2014-15	W	87-83	(a)
2014-15	W	98-92	(h)
2014-15	W	95-78	(h)

K - K - K

KENT CRUASERS (2-0)

2015-16	W	115-60	(a)
2015-16	W	69-56	(h)

L - L - L

LEEDS CARNEGIE II (5-0)

2012-13	W	72-68	(h)
2012-13	W	70-62	(a)
2012-13	W	108-67	(h)
2013-14	W	108-74	(a)
2013-14	W	113-72	(h)

LEICESTER WARRIORS (3-0)

2015-16	W	78-65	(h)
2015-16	W	87-72	(h)
2015-16	W	82-76	(a)

LIVERPOOL (4-0)

2011-12	W	95-52	(a)
2011-12	W	86-72	(h)
2014-15	W	92-91	(a)
2015-16	W	102-94	(h)

LONDON GHP (3-0)

2014-15	W	84-74	(a)
2014-15	W	82-60	(a)
2014-15	W	91-89	(h)

LONDON LITUANICA (3-3)

2014-15	L	81-78	(h)
2014-15	W	118-86	(n)
2014-15	L	119-77	(a)
2014-15	L	98-65	(n)
2015-16	W	87-82	(a)
2015-16	W	85-78	(h)

LONDON UNITED (2-0)

2014-15	W	118-63	(h)
2014-15	W	109-85	(a)

LONDON WESTSIDE (2-0)

2014-15	W	81-68	(h)
2014-15	W	91-69	(a)

LOUGHBOROUGH (1-1)

2014-15	L	91-86	(a)
2014-15	W	95-72	(h)

M - M - M

MANCHESTER MAGIC (1-5)

2011-12	L	97-54	(a)
2012-13	L	93-61	(a)
2015-16	W	79-69	(a)
2015-16	L	84-71	(a)
2015-16	L	91-74	(h)
2015-16	L	20-0	(a)

MERSEY TIGERS II (2-0)

2011-12	W	116-41	(h)
2011-12	W	132-77	(a)

MIDDLESBROUGH LIONS (3-1)

2011-12	L	78-77	(h)
2011-12	W	98-97	(a)
2012-13	W	20-0	(h)
2012-13	W	109-62	(a)

MILTON KEYNES MUSTANGS (1-0)

2013-14	W	100-83	(h)
---------	---	--------	-----

MOLD MAGIC (2-0)

2011-12	W	89-42	(a)
2011-12	W	98-58	(h)

N - N - N

N-U-L COLLEGE (1-0)

2012-13	W	78-74	(h)
---------	---	-------	-----

NORTHANTS THUNDER (0-2)

2013-14	L	97-93	(h)
2013-14	L	77-71	(a)

NORTHUMBRIA (2-2)

2015-16	W	76-64	(h)
2015-16	L	81-74	(h)
2015-16	W	84-83	(h)
2015-16	L	78-64	(a)

NOTTINGHAM HOODS (4-0)

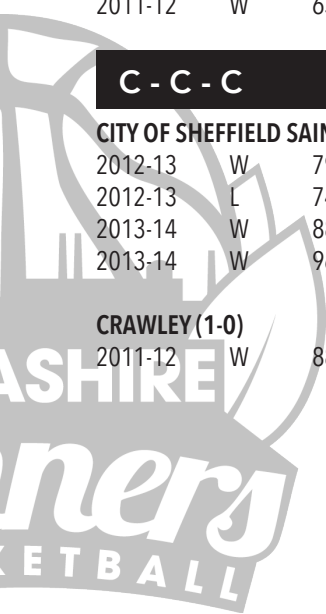
2012-13	W	97-86	(h)
2012-13	W	83-80	(a)
2013-14	W	69-67	(a)
2013-14	W	104-68	(h)

O - O - O

OLDHAM TITANS (3-0)

2011-12	W	68-64	(a)
2011-12	W	116-66	(h)
2012-13	W	93-76	(a)

HISTORY



HISTORY

ALL-TIME SERIES RESULTS

OXFORD BROOKES UNI. (0-1)

2013-14 L 91-88 (a)

P - P - P

PRESTONS COLLEGE (1-0)

2014-15 W 89-66 (h)

R - R - R

READING ROCKETS (0-3)

2015-16 L 99-95 (a)

2015-16 L 80-71 (h)

2015-16 L 80-71 (h)

S - S - S

SEFTON STARS (2-2)

2012-13 L 103-101 (h)

2012-13 L 87-76 (a)

2013-14 W 82-74 (h)

2013-14 W 79-77 (a)

SHEFFIELD SABRES (3-1)

2012-13 W 71-68 (h)

2012-13 L 87-67 (a)

2013-14 W 70-64 (h)

2013-14 W 92-88 (a)

SHROPSHIRE WARRIORS (2-0)

2012-13 W 89-67 (a)

2012-13 W 98-65 (h)

STOCKPORT FALCONS (1-1)

2012-13 L 74-72 (h)

2012-13 W 91-86 (a)

STOCKPORT FALCONS II (3-0)

2011-12 W 94-79 (h)

2011-12 W 96-83 (a)

2011-12 W 115-83 (h)

T - T - T

TEES VALLEY MOHAWKS (3-1)

2013-14 L 81-68 (h)

2015-16 W 85-70 (a)

2015-16 W 86-84 (h)

2015-16 W 86-76 (a)

TEES VALLEY MOHAWKS II (5-0)

2011-12 W 104-62 (h)

2011-12 W 91-77 (a)

2013-14 W 72-57 (h)

2013-14 W 81-70 (h)

2013-14 W 102-78 (a)

W - W - W

WARRINGTON WOLVES (0-1)

2011-12 L 79-71 (h)

WESTMINSTER WARRIORS (2-0)

2015-16 W 90-80 (a)

2015-16 W 84-71 (h)

WORCESTER WOLVES II (5-0)

2011-12 W 91-87 (a)

2014-15 W 89-80 (a)

2014-15 W 89-69 (h)

2014-15 W 88-67 (a)

2014-15 W 87-77 (h)

WORTHING THUNDER (2-0)

2015-16 W 95-93 (a)

2015-16 W 72-70 (h)

U - U - U

UNIVERSITY OF CHESTER (1-0)

2015-16 W 74-48 (h)

HISTORY

RESULTS BY YEAR (2011-15)

2011-12

Season Record: 23-4
(20-2 DIVISION FOUR) Division Champions
Playoff Champions
Jim Fry, Head Coach

17/09	Warrington Wolves*	L	71-79
24/09	at Manchester Magic!	L	54-97
08/10	Hull Wasps	L	56-71
22/10	Tees Valley Mohawks II	W	104-62
29/10	at Liverpool	W	95-52
05/11	Middlesbrough Lions	L	77-78
13/11	at Mold Magic	W	89-42
19/11	Bradford Dragons II	W	92-67
26/11	Burnley College Blaze	W	87-59
27/11	at Bradford Maroons	W	104-62
10/12	Stockport Falcons II	W	94-79
17/12	at Oldham Titans	W	68-64
07/01	Mersey Tigers II	W	116-41
14/01	at Hull Wasps	W	102-78
21/01	at Tees Valley Mohawks II	W	91-77
28/01	Liverpool	W	86-72
04/02	at Mersey Tigers II	W	132-77
05/02	at Middlesbrough Lions	W	98-97
11/02	Mold Magic	W	98-58
18/02	at Bradford Dragons II	W	112-82
25/02	Bradford Maroons	W	104-82
03/03	Burnley College Blaze	W	63-61
11/03	at Stockport Falcons II	W	96-83
17/03	Oldham Titans	W	116-66
30/03	Stockport Falcons II#	W	115-83
31/03	Crawley#	W	88-76
14/04	vs. Worcester Wolves II#	W	91-87
Season Totals: 2499-1932			

* National Cup Game
! National Shield Game
Playoff Game

2012-13

Season Record: 17-10
(14-8 DIVISION THREE)
Jim Fry, Head Coach

22/09	Stockport Falcons	L	72-74
23/09	N-U-L College*	W	78-74
30/09	at Oldham Titans!	W	93-76
06/10	at City of Sheffield Saints	W	79-74
07/10	Manchester Magic*	L	61-93
13/10	Birmingham A's	W	87-56
20/10	Derby Trailblazers II	W	94-92
21/10	Leeds Carnegie II!	W	72-68
28/10	at Leeds Carnegie II	W	79-62
03/11	Middlesbrough Lions	W	20-0
11/11	Huddersfield Heat!	L	71-84
17/11	Huddersfield Heat	L	78-81
24/11	at Shropshire Warriors	W	89-67
01/12	Sefton Stars	L	101-103
08/12	Sheffield Sabres	W	71-68
15/12	at Stockport Falcons	W	91-86
05/01	City of Sheffield Saints	L	69-74
12/01	Birmingham A's	W	96-91
26/01	Leeds Carnegie II	W	108-67
03/02	at Middlesbrough Lions	W	109-62
09/02	Nottingham Hoods	W	97-86
16/02	at Huddersfield Heat	L	108-114
22/02	at Derby Trailblazers II	L	82-99
23/02	Shropshire Warriors	W	98-65
02/03	at Nottingham Hoods	W	83-80
09/03	at Sheffield Sabres	L	67-87
17/03	at Sefton Stars	L	76-87
Season Totals: 2229-2070			

* National Cup Game
! National Shield Game

2013-14

Season Record: 20-6
(17-3 DIVISION THREE) Division Champions
Playoff Quarterfinals
Jim Fry, Head Coach

15/09	at Derby Trailblazers II	W	87-83
05/10	Sefton Stars	W	82-74
06/10	Tees Valley Mohawks*	L	68-81
19/10	Sheffield Sabres	W	70-64
20/10	Tees Valley Mohawks II!	W	72-57
26/10	at Birmingham Mets	L	73-88
02/11	Northants Thunder	L	93-97
09/11	at Nottingham Hoods	W	69-67
10/11	at Hull Wasps!	W	100-98
16/11	City of Sheffield Saints	W	88-75
23/11	Tees Valley Mohawks II	W	81-70
30/11	at Birmingham A's	W	81-71
08/12	Milton Keynes Mustangs!	W	100-83
14/12	Derby Trailblazers II	W	91-56
04/01	at Sefton Stars	W	79-77
18/01	at Sheffield Sabres	W	92-88
19/01	at Oxford Brookes Uni.!	L	88-91
25/01	Birmingham Mets	W	91-59
01/02	at Northants Thunder	L	71-77
08/02	Nottingham Hoods	W	104-68
15/02	at City of Sheffield Saints	W	96-78
22/02	at Tees Valley Mohawks II	W	102-78
01/03	Birmingham A's	W	99-66
02/03	at Leeds Carnegie II	W	108-74
08/03	Leeds Carnegie II	W	113-72
22/03	Hackney White Heat#	L	98-109
Season Totals: 2296-2001			

* National Cup Game
! National Shield Game
Playoff Game

2014-15

Season Record: 29-5
(19-3 DIVISION TWO)
Patrons Cup Champions
Playoff Finalist
Steven Gayle, Head Coach

13/09	at Worcester Wolves II!	W	89-80
20/09	Birmingham Mets!	W	92-67
21/09	Prestons College*	W	89-66
04/10	Worcester Wolves II!	W	89-69
05/10	at Liverpool*	W	92-91
11/10	at Birmingham Mets!	W	99-78
25/10	London Westside	W	81-68
26/10	Bradford Dragons*	L	96-92
01/11	at Worcester Wolves II	W	88-67
08/11	Derbyshire Arrows	W	89-88
15/11	at Ipswich	W	87-83
22/11	Brixton Topcats	W	79-67
29/11	at Loughborough	L	86-91
13/12	Birmingham Mets	W	85-75
14/12	at London GHP	W	84-74
20/12	at Eastside Eagles	W	76-71
21/12	at Brixton Topcats	W	103-96
10/01	London Lituania	L	78-81
17/01	London United	W	118-63
24/01	at London Westside	W	91-69
25/01	at London United	W	109-85
31/01	Worcester Wolves II	W	87-77
01/02	London GHP!	W	82-60
07/02	at Derbyshire Arrows	W	94-81
14/02	Ipswich	W	98-92
21/02	vs. London Lituania!	W	118-86
28/02	Loughborough	W	95-72
07/03	London GHP	W	91-89
14/03	at Birmingham Mets	W	107-70
21/03	Eastside Eagles	W	20-0
29/03	at London Lituania	L	119-77
04/04	Brixton Topcats#	W	85-80
11/04	Ipswich#	W	95-78
19/04	vs. London Lituania#	L	65-98
Season Totals: 3056-2693			

* National Cup Game
! Patrons Cup Game
Playoff Game



HISTORY

RESULTS BY YEAR (2015-16)

2015-16

Season Record: 25-13

(16-10 DIVISION ONE)

Playoff Quarterfinals

Neal Hopkins, Head Coach

12/09	at Manchester Magic!	W	79-69
19/09	Northumbria!	W	76-64
20/09	University of Chester*	W	74-48
26/09	Derby Trailblazers!	W	88-64
27/09	at Reading Rockets	L	95-99
03/10	Leicester Warriors!	W	78-65
04/10	Liverpool*	W	102-94
10/10	at Bradford!	W	101-98
17/10	at Tees Valley Mohawks!	W	85-70
24/10	Northumbria	L	74-81
25/10	Northumbria*	W	84-83
31/10	at Westminster Warriors	W	90-80
01/11	at Kent Crusaders	W	115-60
07/11	Tees Valley Mohawks	W	86-84
14/11	at Worthing Thunder	W	95-93
15/11	at Manchester Magic*	L	71-84
21/11	Manchester Magic	L	91-74
29/11	at Hemel Storm	L	90-76
05/12	at Bradford Dragons	W	100-96
12/12	Derby Trailblazers	W	96-92
09/01	Leicester Warriors	W	87-72
10/01	Reading Rockets	L	80-81
16/01	at Essex Leopards	L	71-83
17/01	at London Lituania	W	87-82
24/01	at Northumbria	L	64-78
30/01	Westminster Warriors	W	84-71
06/02	at Tees Valley Mohawks	W	86-76
13/02	London Lituania	W	85-78
27/02	Reading Rockets	L	70-81
28/02	Hemel Storm	L	90-96
05/03	Bradford Dragons	W	88-82
12/03	at Derby Trailblazers	L	66-78
13/03	Worthing Thunder	W	72-70
19/03	Kent Crusaders	W	69-56
20/03	at Leicester Warriors	W	82-76
22/03	at Manchester Magic	L	0-20
26/03	Essex Leopards	W	89-77
02/04	at Derby Trailblazers#	L	61-91

Season Totals: 3111-2830

* National Cup Game

! National Trophy Game

Playoff Game

HISTORY

OVERTIME GAMES & 100-POINT GAMES

OVERTIME GAMES

(5-2)

Date	Opponent	W/L	Score
31/03/12	Crawley	W (OT)	88-76
01/12/12	Sefton Stars	L (OT)	101-103
12/01/13	Birmingham A's	W (OT)	96-91
02/03/13	at Nottingham Hoods	W (OT)	83-80
21/12/14	at Brixton Topcats	W (OT)	103-96
27/11/15	at Reading Rockets	L (OT)	95-99
17/01/16	at London Lituania	W (OT)	87-82

LANCASHIRE 100-POINT GAMES

Date	Opponent	W/L	LAN	Opp.
22/10/11	Tees Valley Mohawks II	W	104	62
27/11/11	at Bradford Maroons	W	104	62
07/01/12	Mersey Tigers II	W	116	41
14/01/12	at Hull Wasps	W	102	78
04/02/12	at Mersey Tigers II	W	132	77
18/02/12	at Bradford Dragons II	W	112	82
25/02/12	Bradford Maroons	W	104	82
17/03/12	Oldham Titans	W	116	66
01/12/12	Sefton Stars	L (OT)	101	103
26/01/13	Leeds Carnegie II	W	108	67
03/02/13	at Middlesbrough Lions	W	109	62
16/02/13	at Huddersfield Heat	L	108	114
10/11/13	at Hull Wasps	W	100	98
08/12/13	Milton Keynes Mustangs	W	100	83

Date	Opponent	W/L	LAN	Opp.
08/02/14	Nottingham Hoods	W	104	68
22/02/14	at Tees Valley Mohawks II	W	102	78
02/03/14	at Leeds Carnegie II	W	108	74
08/03/14	Leeds Carnegie II	W	113	72
21/12/14	Brixton Topcats	W (OT)	103	96
17/01/15	London United	W	118	63
25/01/15	at London United	W	109	85
14/03/15	at Birmingham Mets	W	107	70
21/02/15	vs London Lituania	W	118	86
04/10/15	Liverpool	W	102	94
10/10/15	at Bradford Dragons	W	101	98
01/11/15	Kent	W	115	65
05/12/15	at Bradford Dragons	W	100	96

OPPONENT 100-POINT GAMES

Date	Opponent	W/L	LAN	Opp.
01/12/12	Sefton Stars	L (OT)	101	103
16/02/13	at Huddersfield Heat	L	108	114
22/03/14	Hackney White Heat	L	98	109
29/03/15	at London Lituania	L	77	119



HISTORY

COMPETITION RESULTS

2011-12

National Cup (1st round)

17/09	vs. Warrington Wolves	L, 79-71
-------	-----------------------	----------

2011-12

National Shield (1st round)

24/09	at Manchester	L, 97-54
-------	---------------	----------

2011-12

Division Four Playoffs (Champions)

30/03	vs. Stockport Falcons II	W, 115-83
31/03	vs. Crawley	W, 88-76
14/04	vs. Worcester Wolves II	W, 91-87

2012-13

National Cup (2nd round)

23/09	vs. N-U-L College	W, 78-74
07/10	at Manchester	L, 93-61

2012-13

National Shield (3rd round)

30/09	at Oldham Titans	W, 93-76
21/10	vs. Leeds Carnegie II	W, 72-68
11/11	vs. Huddersfield Heat	L, 84-71

2013-14

National Cup (1st round)

06/10	vs. Tees Valley Mohawks	81-68
-------	-------------------------	-------

2013-14

National Shield (Semifinals)

20/10	vs. Tees Valley II	W, 72-57
10/11	at Hull Wasps	W, 100-98
08/12	vs. Milton Keynes	W, 100-83
19/01	at Oxford Brookes Uni.	L, 91-88

2013-14

Division Three Playoffs (Quarterfinals)

22/03	vs. Hackney	W, 109-98
-------	-------------	-----------

2014-15

National Cup (3rd round)

21/09	vs. Prestons College	W, 89-66
05/10	at Liverpool	W, 92-91
26/10	vs. Bradford Dragons	L, 96-92

2014-15

Patrons Cup (Champions)

13/09	at Worcester Wolves II	W, 89-80
20/09	vs. Birmingham Mets	W, 92-67
04/10	vs. Worcester Wolves II	W, 89-69
11/10	at Birmingham Mets	W, 99-78
01/02	at London GHP	W, 82-60
21/02	vs. London Lituanica	W, 118,86

2014-15

Division Two Playoffs (Finalist)

04/04	vs. Brixton Topcats	W, 85-80
11/04	vs. Ipswich	W, 95-78
19/04	vs. London Lituanica	L, 98-65

2015-16

National Trophy (Quarterfinals)

12/09	vs. Manchester	W, 79-69
19/09	vs. Northumbria	W, 76-64
26/09	vs. Derby	W, 85-64
03/10	vs. Leicester	W, 78-65
10/10	at Bradford	W, 101-98
17/10	at Tees Valley	W, 85-70
10/01	vs. Reading	L, 80-71

2015-16

National Cup (Quarterfinals)

20/09	vs. Uni. of Chester	W, 74-48
04/10	vs. Liverpool	W, 102-94
25/10	vs. Northumbria	W, 84-83
15/11	at Manchester	L, 84-71

2015-16 (Quarterfinals)

Division One Playoffs

02/04	vs. Derby	L, 91-61
-------	-----------	----------

2015-16 REVIEW

2015-16 RESULTS & STATISTICS

Overall Record: 25-13 • NBL1: 16-10

Home: 15-6 • Away: 16-10

Seventh Place • NBL1 Quarterfinalist

DATE	OPPONENT	RESULT	RECORD	SPINNERS POINTS	SPINNERS REBOUNDS
Sept. 12	at Manchester-1	W, 79-69	1-0	Roberts 19	Murtagh 8
Sept. 19	Northumbria-1	W, 76-64	2-0	S. Gayle 14	Bernard 8
Sept. 20	Uni. of Chester-2	W, 74-48	3-0	Carey, Murtagh 16	Darling 10
Sept. 26	Derby-1	W, 88-64	4-0	Vaughan 15	Murtagh 7
Sept. 27	at Reading	L, 95-99 (OT)	4-1	Murtagh 25	Murtagh 7
Oct. 3	Leicester-1	W, 78-65	5-1	Bernard 14	Murtagh 13
Oct. 4	Liverpool BC-2	W, 102-94	6-1	Rangeley 21	N/A
Oct. 10	at Bradford-1	W, 101-98	7-1	George 19	Murtagh 7
Oct. 17	at Tees Valley-1	W, 85-70	8-1	Murtagh 22	Murtagh 8
Oct. 24	Northumbria	L, 74-81	8-2	Murtagh 23	Murtagh 8
Oct. 25	Northumbria-2	W, 84-83	9-2	George 30	George 6
Oct. 31	at Westminster	W, 90-80	10-2	Roberts 21	Bernard 9
Nov. 1	at Kent	W, 115-60	11-2	Carey 35	Vaughan 8
Nov. 7	Tees Valley	W, 86-84	12-2	Murtagh 22	Murtagh 10
Nov. 14	at Worthing	W, 95-93	13-2	Murtagh 23	Murtagh 9
Nov. 15	at Manchester-2	L, 71-84	13-3	Bernard 17	Bernard 10
Nov. 21	Manchester	L, 74-91	13-4	George 19	S. Gayle 9
Nov. 29	at Hemel	L, 76-90	13-5	Rangeley 22	S. Gayle 11
Dec. 5	at Bradford	W, 100-96	14-5	Rangeley 24	Murtagh, Rangeley 7
Dec. 12	Derby	W, 96-92	15-5	Bernard 24	Rangeley 7
Jan. 9	Leicester	W, 87-72	16-5	S. Gayle 17	Murtagh 11
Jan. 10	Reading-1	L, 71-80	16-7	S. Gayle 23	Bernard 8
Jan. 16	at Essex	L, 71-83	16-8	Rangeley 14	Hickey, Murtagh 6
Jan. 17	at London	W, 87-82 (OT)	17-8	S. Gayle 31	Rangeley 6
Jan. 24	at Northumbria	L, 64-78	17-9	Rangeley 14	Rangeley 9
Jan. 30	Westminster	W, 84-71	18-9	Murtagh 16	Murtagh, Rangeley 5
Feb. 6	at Tees Valley	W, 86-76	19-9	Carey 17	S. Gayle, Rangeley 8
Feb. 13	London	W, 85-78	20-9	Carey 29	Carey, Hickey 6
Feb. 27	Reading	L, 80-81	20-10	S. Gayle 23	Murtagh 8
Feb. 28	Hemel	L, 90-96	20-11	S. Gayle 23	Bernard 11
Mar. 5	Bradford	W, 88-82	21-11	S. Gayle 28	Carey 9
Mar. 12	at Derby	L, 66-78	21-12	Carey, Rangeley 13	Bernard 13
Mar. 13	Worthing	W, 72-70	22-12	S. Gayle 23	Murtagh, Rangeley 13
Mar. 19	Kent	W, 69-56	23-12	Carey, Darling 13	Vaughan 12
Mar. 20	at Leicester	W, 82-76	24-12	Bernard 15	Bernard 9
Mar. 22	at Manchester	F, 0-20	24-12	N/A	N/A
Mar. 26	Essex	W, 89-77	25-12	S. Gayle 23	Murtagh 11
Apr. 2	vs. Derby (NBL1-3)	L, 61-91	25-13	S. Gayle 21	Carey 8

1-National Trophy

2-National Cup

3-NBL1 Quarterfinals

2015-16 REVIEW

2015-16 SEASON STATISTICS

ALL GAMES (25-13)

Player	GP-GS	FG	FG%	3FG	3FG%	FT	FT%	REB	AVG	A	TO	BS	ST	PTS	AVG
Steven Gayle	34-17	162-426	.380	55-190	.289	114-154	.740	159	4.7	132	90	5	53	490	14.4
Connor Murtagh	37-37	171-374	.457	53-149	.356	82-108	.759	238	6.4	72	49	2	29	473	12.8
Nick George	15-5	64-125	.512	5-9	.556	52-69	.754	68	4.5	31	31	3	20	185	12.3
Mark Rangeley	36-31	143-331	.432	52-159	.327	53-77	.688	150	4.2	68	46	6	19	387	10.8
Kyle Carey	36-14	143-299	.478	20-74	.270	65-95	.684	139	3.9	52	66	8	29	357	9.9
Mike Bernard	36-32	143-254	.563	2-6	.333	52-87	.598	185	5.1	49	43	21	14	341	9.5
Alex Roberts	29-13	83-221	.376	32-90	.356	26-44	.591	63	2.3	52	46	1	23	220	7.6
Aitor Estrada	27-4	41-119	.345	27-93	.290	14-21	.667	58	2.1	14	15	1	7	118	4.4
George Darling	20-1	39-79	.494	1-10	.100	1-3	.333	57	2.9	9	16	3	5	82	4.1
Andre Gayle	22-0	34-87	.391	18-54	.333	3-4	.750	44	2.0	10	10	0	13	87	4.0
Cian Hickey	37-27	47-124	.379	19-55	.345	21-30	.700	99	2.7	76	53	3	38	134	3.6
Steve Vaughan	32-1	50-80	.625	0-0	.000	8-13	.615	76	2.4	10	15	9	5	116	3.6
Zion Tordoff	15-1	14-44	.318	3-16	.188	7-7	1.000	36	2.4	5	10	0	6	38	2.5
Conor Porter	3-0	3-11	.273	1-3	.333	0-0	.000	3	1.0	2	1	0	4	7	2.3
Tayo Oyefusi	3-0	1-8	.125	0-1	.000	0-0	.000	5	1.7	2	5	0	0	2	0.7

Team

Spinners **1138-2582** **.441** **288-909** **.317** **504-721** **.700**

SCORE BY PERIODS:

	1st	2nd	3rd	4th	OT	Total
Lancashire	755	743	761	713	23	3111
Opponents	755	737	626	725	22	2830

NBL 1 GAMES (16-10)

Player	GP-GS	FG	FG%	3FG	3FG%	FT	FT%	REB	AVG	A	TO	BS	ST	PTS	AVG
Steven Gayle	24-9	117-297	.394	41-139	.295	94-121	.777	116	4.8	93	59	3	31	369	15.4
Connor Murtagh	25-25	121-263	.460	35-101	.347	55-70	.786	166	6.6	48	32	2	18	335	13.4
Mark Rangeley	25-25	111-265	.419	39-119	.328	43-59	.729	121	4.8	46	36	3	9	289	11.6
Kyle Carey	25-14	108-205	.527	18-57	.316	39-57	.684	106	4.2	35	50	7	19	277	11.1
Nick George	8-3	29-58	.500	2-9	.222	25-34	.735	31	3.9	13	15	1	9	85	10.6
Mike Bernard	24-20	101-181	.558	1-4	.250	39-65	.600	120	5.0	38	29	13	8	242	10.1
Alex Roberts	18-7	50-134	.373	17-55	.309	13-26	.500	35	1.9	31	24	0	17	122	6.8
Aitor Estrada	18-4	26-90	.289	19-71	.268	9-15	.600	46	2.6	12	10	1	4	80	4.4
George Darling	13-1	26-48	.542	1-7	.143	0-0	.000	31	2.4	4	7	2	3	53	4.1
Andre Gayle	13-0	20-49	.408	9-28	.321	3-4	.750	23	1.8	7	7	0	10	52	4.0
Cian Hickey	25-19	32-87	.368	10-41	.244	12-18	.667	74	3.0	60	38	3	21	84	3.4
Steve Vaughan	20-1	25-44	.568	0-0	.000	7-9	.778	40	2.0	6	8	1	3	65	3.3
Zion Tordoff	14-1	14-42	.333	3-15	.200	7-7	1.000	34	2.4	4	9	0	4	38	2.7
Tayo Oyefusi	-	-	-	-	-	-	-	-	-	-	-	-	-	-	-
Conor Porter	-	-	-	-	-	-	-	-	-	-	-	-	-	-	-

Team

Spinners **780-1763** **.442** **195-647** **.301** **346-485** **.713**

SCORE BY PERIODS:

	1st	2nd	3rd	4th	OT	Total
Lancashire	755	743	761	713	23	3111
Opponents	755	737	626	725	22	2830

2015-16 REVIEW

2015-16 POSTSEASON STATISTICS

NBL1 PLAYOFFS (0-1)

Player	GP-GS	FG	FG%	3FG	3FG%	FT	FT%	REB	AVG	A	TO	BS	ST	PTS	AVG
Steven Gayle	1-0	9-27	.333	3-9	.333	0-2	.000	2	2.0	7	2	0	2	21	21.0
Kyle Carey	1-1	5-15	.333	1-4	.250	4-4	1.000	8	8.0	6	1	0	1	15	15.0
Mike Bernard	1-1	3-8	.375	0-0	.000	2-5	.400	5	5.0	0	2	1	1	8	8.0
Cian Hickey	1-1	3-4	.750	1-1	1.000	0-0	.000	3	3.0	0	2	0	1	7	7.0
Steven Vaughan	1-0	3-3	1.000	0-0	.000	0-0	.000	3	3.0	0	0	0	0	6	6.0
Aitor Estrada	1-0	1-3	.333	0-1	.000	0-0	.000	2	2.0	0	3	0	0	2	2.0
Connor Murtagh	1-1	1-6	.167	0-4	.000	0-0	.000	4	4.0	5	2	0	0	2	2.0
George Darling	1-0	0-0	.000	0-0	.000	0-0	.000	0	0.0	0	1	0	0	0	0.0
Mark Rangeley	1-1	0-6	.000	0-2	.000	0-0	.000	4	4.0	2	4	0	0	0	0.0
Zion Tordoff	1-0	0-2	.000	0-1	.000	0-0	.000	2	2.0	1	1	0	2	0	0.0
Alex Roberts	DNP	-	-	-	-	-	-	-	-	-	-	-	-	-	-
Andre Gayle	-	-	-	-	-	-	-	-	-	-	-	-	-	-	-
Nick George	-	-	-	-	-	-	-	-	-	-	-	-	-	-	-
Tayo Oyefusi	-	-	-	-	-	-	-	-	-	-	-	-	-	-	-
Conor Porter	-	-	-	-	-	-	-	-	-	-	-	-	-	-	-

Team

Spinners **25-74** **.338** **5-22** **.227** **6-11** **.545**

SCORE BY PERIODS:

	1st	2nd	3rd	4th	Total
Lancashire	12	16	23	10	61
Opponents	14	20	27	30	91



2015-16 REVIEW

2015-16 TEAM STATISTICS (GAME-BY-GAME)

	PTS	FG	FG%	3FG	3FG%	FT	FT%	O-D-REB	A	TO	B	ST
Lancashire, W	79	23-61	.377	11-32	.344	22-33	.667	9-25-34	13	12	1	8
at Manchester	69	22-74	.468	3-17	.176	22-28	.786	27-31-58	10	20	1	6
Lancashire, W	76	28-66	.424	6-28	.214	14-21	.667	11-30-41	9	10	6	9
Northumbria	64	27-68	.397	3-11	.273	7-15	.467	13-27-40	7	12	0	9
Lancashire, W	74	27-77	.351	9-23	.391	1-5	.200	12-41-53	12	20	0	14
Chester	48	20-56	.357	7-8	.875	3-4	.750	8-25-33	4	17	0	12
Lancashire, W	88	36-72	.500	12-25	.480	4-9	.444	16-34-50	19	18	0	10
Derby	64	21-72	.292	6-25	.240	16-27	.592	19-24-43	3	17	0	7
Lancashire, L (OT)	95	33-71	.465	4-15	.267	25-30	.833	5-31-36	17	17	2	9
at Reading	99	36-85	.424	2-22	.910	25-36	.694	17-33-50	10	16	2	12
Lancashire, W	78	32-72	.444	4-21	.190	10-17	.588	12-42-54	16	13	6	6
Leicester	65	27-80	.338	5-29	.172	6-8	.750	12-34-44	7	12	3	8
Lancashire, W	102	N/A	N/A	N/A	N/A	N/A	N/A	N/A	N/A	N/A	N/A	N/A
Liverpool BC	94	N/A	N/A	N/A	N/A	N/A	N/A	N/A	N/A	N/A	N/A	N/A
Lancashire, W	101	40-78	.513	8-24	.333	13-22	.591	16-27-43	22	17	1	8
at Bradford	98	36-68	.529	9-24	.375	17-24	.708	7-26-33	23	12	3	11
Lancashire, W	85	30-65	.462	9-34	.265	16-23	.696	9-26-35	20	15	3	14
at Tees Valley	70	26-59	.441	3-10	.300	15-23	.652	10-28-38	21	23	2	9
Lancashire, L	74	28-60	.467	10-24	.417	8-12	.667	3-31-34	15	10	2	8
Northumbria	81	31-74	.419	11-20	.550	8-22	.364	17-33-50	16	13	1	4
Lancashire, L	84	30-63	.476	6-20	.300	18-29	.621	12-25-37	20	15	1	14
Northumbria	83	24-60	.400	10-20	.500	25-37	.676	9-23-35	13	18	1	3
Lancashire, W	90	31-67	.463	10-25	.400	18-31	.581	12-25-37	17	18	1	12
at Westminster	80	32-66	.485	11-27	.407	5-8	.625	7-29-36	15	20	0	9
Lancashire, W	115	46-80	.575	12-33	.364	11-15	.733	14-26-40	20	12	2	10
at Kent	60	20-54	.370	7-19	.368	13-21	.619	9-20-29	10	30	0	3
Lancashire, W	86	32-74	.432	9-25	.360	13-20	.650	15-30-45	12	5	3	2
Tees Valley	84	34-76	.447	6-10	.600	10-17	.588	15-32-47	6	10	2	4
Lancashire, W	95	39-83	.470	7-27	.259	10-14	.714	17-26-43	21	14	1	10
at Worthing	93	34-78	.436	15-36	.417	10-16	.625	17-22-39	20	15	4	10
Lancashire, L	71	24-64	.375	3-20	.150	20-24	.833	6-32-38	11	11	1	5
at Manchester	84	34-76	.447	4-9	.444	12-20	.600	15-36-51	17	12	3	4
Lancashire, L	74	24-66	.364	7-27	.259	19-25	.760	10-30-40	15	14	1	7
Manchester	91	36-73	.493	7-16	.438	12-22	.545	14-33-47	19	11	2	8
Lancashire, L	76	25-63	.397	6-29	.207	20-29	.690	14-30-44	15	19	2	4
at Hemel	90	37-82	.451	11-26	.423	5-10	.500	17-26-43	27	12	3	13
Lancashire, W	100	38-75	.507	12-33	.364	12-16	.750	9-28-37	18	11	3	4
at Bradford	96	34-75	.453	14-38	.368	14-22	.636	13-27-40	20	13	2	5
Lancashire, W	96	40-78	.513	7-25	.280	9-13	.692	7-27-34	18	12	0	7
Derby	92	35-70	.500	7-19	.368	11-18	.611	5-31-36	35	11	4	7
Lancashire, W	87	31-67	.463	10-25	.400	15-21	.714	12-30-42	17	15	1	6
Leicester	82	23-61	.337	3-12	.250	23-40	.575	14-24-38	4	16	1	7
Lancashire, L	71	24-68	.353	5-21	.238	18-22	.818	15-21-36	10	15	4	13
Reading	80	28-70	.400	10-22	.455	14-19	.737	21-32-53	15	19	8	10
Lancashire, L	71	25-69	.362	7-32	.219	14-19	.737	12-27-39	9	20	0	6
at Essex	83	28-65	.431	8-26	.308	19-23	.826	11-33-44	20	20	1	9
Lancashire, W (OT)	87	28-65	.431	5-21	.238	26-34	.765	11-21-32	7	17	0	6
at London	82	29-60	.483	11-28	.393	13-18	.722	9-29-38	8	22	0	8
Lancashire, L	64	23-58	.397	8-22	.364	10-18	.556	8-35-43	8	16	1	2
at Northumbria	78	29-75	.387	8-21	.381	12-15	.800	12-28-40	19	6	0	9
Lancashire, W	84	31-79	.392	10-38	.263	12-14	.857	15-24-39	15	6	0	5
Westminster	71	24-60	.400	5-16	.313	18-26	.692	12-30-42	3	13	0	2
Lancashire, W	86	31-69	.449	6-21	.286	18-22	.818	11-37-48	20	16	2	10
at Tees Valley	76	28-76	.368	7-25	.280	13-17	.765	15-28-43	20	15	1	14
Lancashire, W	85	29-60	.483	7-19	.368	20-22	.909	5-29-34	17	11	1	9
London	78	32-73	.438	5-24	.208	9-15	.600	16-24-40	7	13	1	7
Lancashire, L	80	29-61	.475	10-25	.400	12-19	.632	2-27-29	16	13	2	5
Reading	91	34-67	.507	5-14	.357	8-13	.615	8-30-38	9	11	2	9
Lancashire, L	90	30-70	.422	12-35	.343	18-26	.692	14-34-48	15	14	0	6
Hemel	96	37-80	.463	9-20	.450	13-21	.619	11-29-40	10	8	1	11
Lancashire, W	88	32-73	.438	8-25	.320	16-20	.800	6-29-35	14	6	2	7
Bradford	82	29-73	.397	8-21	.381	16-20	.800	6-36-42	13	11	0	3
Lancashire, L	66	23-69	.333	8-31	.258	12-16	.750	18-35-53	17	23	1	6
at Derby	78	31-67	.463	11-24	.458	5-12	.417	5-28-33	21	14	4	13
Lancashire, W	72	31-80	.388	4-24	.167	6-15	.400	18-41-59	15	17	2	3
Worthing	70	27-77	.351	7-19	.368	9-23	.391	16-34-50	4	10	0	11
Lancashire, W	69	25-71	.352	8-34	.235	11-14	.786	19-38-57	15	11	0	5
Kent	56	25-72	.347	3-18	.167	3-12	.250	14-28-42	4	9	0	3
Lancashire, W	82	34-79	.430	4-27	.148	10-14	.714	19-34-53	19	15	1	6
at Leicester	76	32-75	.427	8-29	.276	4-4	.100	8-21-29	19	10	0	13
Lancashire, F	0	—	—	—	—	—	—	—	—	—	—	—
at Manchester	20	—	—	—	—	—	—	—	—	—	—	—
Lancashire, W	89	37-66	.561	9-22	.409	6-16	.375	9-38-47	30	9	6	1
Essex	77	28-85	.329	11-38	.289	10-19	.526	19-26-45	21	5	0	2
Lancashire, L	61	25-74	.338	5-22	.227	6-11	.545	15-21-36	21	19	1	8
vs. Derby	91	34-76	.459	9-31	.290	14-18	.778	21-36-57	25	22	4	10

CONSECUTIVE STARTS

Murtagh	37
Bernard	25
Rangeley	23
Hickey	14
Carey	9
S. Gayle	5
George	5
Roberts	5
Estrada	4

*Note: Does not account for forfeit at MAN.

SEASON TRENDS

Longest Win Streak	5
Longest Losing Streak	3
Longest League Win Streak	4
Longest League Losing Streak	2
Longest Home Win Streak	5
Longest Road Win Streak	5
Longest Home Losing Streak	2
Longest Road Losing Streak	4
Games Decided by 1-4 Points	9 (7-2)
Games Decided by 5-9 Points	8 (5-3)
Games Decided by 10-14 Points	13 (8-5)
Games Decided by 15+ Points	8 (5-3)
Record Following A Loss	7-4
Record on Saturday	19-8
Record on Sunday	6-4
Double-header Weekends	14-8
Record in September	4-1
Record in October	6-1
Record in November	3-3
Record in December	2-0
Record in January	3-3
Record in February	2-2
Record in March	5-2
Record in April	0-1

PLAYER TRENDS

Starts Made by Players Sub-19	58
Starts Made by Players 20-29	69
Starts Made by Players 30+	58
Leading Scorer Sub-19	9
Leading Scorer 20-29	14
Leading Scorer 30+	17
Leading Rebounder Sub-19	6
Leading Rebounder 20-29	26
Leading Rebounder 30+	11

2014-15 STARTING LINEUPS

Opponent (W/L)	G	G	G/F	F	F/C
Manchester (W)	S. Gayle	Roberts	Rangeley	Murtagh	Bernard
Northumbria (W)	S. Gayle	Roberts	Rangeley	Murtagh	Bernard
University of Chester (W)	Hickey	Roberts	Rangeley	Murtagh	Bernard
Derby (W)	S. Gayle	Roberts	Rangeley	Murtagh	Bernard
Reading (L)	S. Gayle	Roberts	Rangeley	Murtagh	Bernard
Leicester (W)	Hickey	S. Gayle	Rangeley	Murtagh	Bernard
Liverpool (W)	Hickey	S. Gayle	Rangeley	Murtagh	Bernard
Bradford (W)	Hickey	S. Gayle	Rangeley	Murtagh	Bernard
Tees Valley (W)	Hickey	Roberts	George	Murtagh	Bernard
Northumbria (L)	Hickey	S. Gayle	George	Murtagh	Bernard
Northumbria (W)	Hickey	S. Gayle	George	Murtagh	Bernard
Westminster (W)	S. Gayle	Roberts	George	Murtagh	Bernard
Kent (W)	S. Gayle	Roberts	George	Murtagh	Bernard
Tees Valley (W)	S. Gayle	Roberts	Carey	Murtagh	Bernard
Worthing (W)	S. Gayle	Carey	Rangeley	Murtagh	Bernard
Manchester (L)	S. Gayle	Carey	Rangeley	Murtagh	Bernard
Manchester (L)	Hickey	S. Gayle	Rangeley	Murtagh	Bernard
Hemel (L)	Hickey	S. Gayle	Rangeley	Murtagh	Bernard
Bradford (W)	Hickey	Carey	Rangeley	Murtagh	Bernard
Derby (W)	Hickey	Carey	Rangeley	Murtagh	Bernard
Leicester (W)	Hickey	Roberts	Rangeley	Murtagh	Bernard
Reading (L)	Hickey	Roberts	Rangeley	Murtagh	Bernard
Essex (L)	S. Gayle	Roberts	Rangeley	Murtagh	Bernard
London (W)	Hickey	Roberts	Rangeley	Murtagh	Bernard
Northumbria (L)	Hickey	Carey	Rangeley	Murtagh	Bernard
Wesminster (W)	Hickey	Carey	Rangeley	Murtagh	Estrada
Tees Valley (W)	Hickey	Carey	Rangeley	Murtagh	Estrada
London (W)	Hickey	Carey	Rangeley	Murtagh	Estrada
Reading (L)	Hickey	Carey	Rangeley	Murtagh	Estrada
Hemel (L)	Hickey	Carey	Rangeley	Murtagh	Vaughan
Bradford (W)	Hickey	Carey	Rangeley	Murtagh	Bernard
Derby (L)	Hickey	Carey	Rangeley	Murtagh	Bernard
Worthing (W)	Hickey	Carey	Rangeley	Murtagh	Bernard
Kent (W)	Hickey	Rangeley	Darling	Murtagh	Bernard
Leicester (W)	Hickey	Rangeley	Tordoff	Murtagh	Bernard
Manchester (L)	--	--	--	--	--
Essex (W)	Hickey	Carey	Rangeley	Murtagh	Bernard
Derby (L)	Hickey	Carey	Rangeley	Murtagh	Bernard

Number of different lineups: 12

Record with different lineups (sorted by most starts):

5-3	Hickey, Carey, Rangeley, Murtagh, Bernard
3-2	S. Gayle, Roberts, Rangeley, Murtagh, Bernard
3-2	Hickey, Roberts, Rangeley, Murtagh, Bernard
3-2	Hickey, S. Gayle, Rangeley, Murtagh, Bernard
3-1	Hickey, Carey, Rangeley, Murtagh, Estrada
2-0	Hickey, Roberts, George, Murtagh, Bernard
1-1	Hickey, S. Gayle, George, Murtagh, Bernard
1-1	S. Gayle, Carey, Rangeley, Murtagh, Bernard
1-0	S. Gayle, Roberts, George, Murtagh, Bernard
1-0	S. Gayle, Roberts, Carey, Murtagh, Bernard
1-0	Hickey, Rangeley, Darling, Murtagh, Bernard
1-0	Hickey, Rangeley, Tordoff, Murtagh, Bernard
0-1	Hickey, Carey, Rangeley, Murtagh, Vaughan

2015-16 FINAL NBL1 STANDINGS

Team	Conference	Overall
1. Manchester	23-3 .885	37-4 .902
2. Derby	19-7 .731	26-13 .667
3. Reading	19-7 .731	28-11 .720
4. Hemel	18-8 .692	24-12 .667
5. Northumbria	16-10 .615	23-14 .622
6. Essex	16-10 .615	21-17 .553
7. Lancashire	16-10 .615	25-13 .658
8. London	16-10 .615	21-16 .568
9. Leicester	10-16 .385	13-22 .371
10. Worthing	10-16 .385	19-19 .500
11. Westminster	6-20 .231	13-22 .371
11. Bradford	6-20 .231	10-24 .294
12. Tees Valley	4-22 .154	5-29 .147
13. Kent	3-23 .115	6-29 .171

POSTSEASON RESULTS

NBL1 PLAYOFFS

QUARTERFINALS

- No. 1 MAN vs. No. 8 LON
- No. 2 DER vs. No. 7 LAN
- No. 3 REA vs. No. 6 ESX
- No. 4 HEM vs. No. 5 NOR

SEMIFINALS

- No. 2 DER vs. No. 3 REA
- No. 1 MAN vs. No. 4 HEM

FINAL

- No. 1 MAN vs. No. 3 REA

INDIVIDUAL STATS LEADERS

*Note: Leaders have played a minimum of 10 league games.

NBL1 POINTS LEADERS

Name	Team	Pts.
1. PETRAITIS, Ausridas	LON	23.8
2. ROTHSTEIN, Theo	LEI	21.0
3. CAMBRONNE, James	WOR	20.6
4. MOORE, Nick	BRA	19.9
5. WATTS, David	DER	19.8
.....		
18. GAYLE, Steven	LAN	15.2

NBL1 REBOUND LEADERS

Name	Team	Reb.
1. PETRAITIS, Ausridas	LON	12.7
2. STEWART, Siman	NOR	10.9
3. CAMBRONNE, James	WOR	10.7
4. MOORE, Nick	BRA	9.4
5. ROBINSON, Antonio	REA	9.0
19. MURTAGH, Connor	LAN	6.7

NBL1 ASSIST LEADERS

Name	Team	Ast.
1. WATTS, Dan	DER	6.0
2. ADELUOLA, Bode	HEM	5.3
3. RHODES, Nikolas	HEM	4.9
4. MARGAI, Albert	ESX	4.6
5. COOPER, Ellis	MAN	4.3
11. GAYLE, Steven	LAN	3.8

NBL1 STEAL LEADERS

Name	Team	Stl.
1. ROBINSON, Antonio	REA	2.6
2. MUMUNI, Walid	HEM	2.6
3. RHODES, Niklas	HEM	2.4
4. COOPER, Ellis	MAN	2.4
5. TAYLOR, Chris	DER	2.2
32. GAYLE, Steven	LAN	1.3

BASKETBALL ENGLAND

BE INSPIRED



NBL1 BLOCK LEADERS

Name	Team	Blk.
1. CAMBRONNE, James	WOR	2.5
2. CARTER, Danny	REA	1.4
3. WATTS, David	DER	1.2
4. MUMUNI, Walid	HEM	1.1
5. GOLDSBOROUGH, Lee	MAN	1.1
116. BERNARD, Mike	LAN	0.6

NBL1 TO LEADERS

Note: Fewest turnover leaders based off min. 15 minutes and 10 games played.

Name	Team	TO/Min
1. SWAINE, Eisley	BRA	0.5/15
2. AL-SHAMRI, Ahmed	WES	0.7/20
3. OYELESE, Tosin	ESX	0.7/18
4. WESSELINGH, Jake	DER	0.8/15
5. MIAMBO, Eric	LEI	0.8/20
112. ROBERTS, Alex	LAN	1.2/17

NBL1 FG PCT. LEADERS

Name	Team	Ast.
1. LOHFINK, Ryan	MAN	64.5
2. DAMIAN, Edwards	HEM	61.9
3. VAUGHAN, Steven	LAN	56.8
4. SULCS, Rihards	BRA	56.6
5. CAMBRONNE, James	WOR	56.4

Statistical averages based of data collected and compiled by Dave Owen. They are unofficial but reflect the stats presented to the clubs following the conclusion of National Basketball League games.

Some games have the potential to not have been available and are thus not factored into overall averages.

2015-16 REVIEW

2015-16 HIGHS & LOWS

LANCASHIRE

	HIGH	LOW
Field Goals	46 at Kent	23 at Manchester, at Northumbria, at Derby
Field Goal Attempts	83 at Worthing	58 at Northumbria
FG Pct.	.575 at Kent (34x47)	.333 at Derby (23x69)
3-Point Field Goals	12 vs. Derby, at Kent, at Bradford, vs. Hemel	3 at Manchester
3-Point Attempts	38 vs. Westminster	15 at Reading
3-Point Pct. (min. 10 att.)	.417 vs. Northumbria (10x24)	.148 at Leicester (4x27)
Free Throws Made	26 at London	1 vs. Chester
Free Throw Attempts	34 at London	5 vs. Chester
FT Pct. (min. 10 att.)	.909 vs. London (20x22)	.375 vs. Essex (6x16)
Offensive Rebounds	19 vs. Kent, at Leicester	2 vs. Reading
Defensive Rebounds	42 vs. Leicester	21 Reading, at London, vs. Derby
Total Rebounds	59 vs. Worthing	29 vs. Reading
Rebound Margin	+24 at Leicester (53-29)	-24 at Manchester (34-58)
Assists	30 vs. Essex	7 at London
Turnovers	23 at Derby	5 vs. Tees Valley
Blocked Shots	6 vs. Northumbria, vs. Leicester, vs. Essex	0 x8
Steals	14 vs. Chester, at Tees Valley, vs. Northumbria	1 vs. Essex
Points	115 at Kent	61 vs. Derby
Points in a Half	61 at Kent, at Bradford	28 vs. Derby
Scoring Margin	+55 at Kent (115-60)	-31 vs. Derby (61-91)

OPPONENTS

	HIGH	LOW
Field Goals	37 at Hemel, vs. Hemel	20 vs. Chester, at Kent
Field Goal Attempts	85 at Reading, vs. Essex	54 at Kent
FG Pct.	.529 at Bradford (36x68)	.292 vs. Derby (21x72)
3-Point Field Goals	15 at Worthing	2 at Reading
3-Point Attempts	38 at Bradford, Essex	8 vs. Chester
3-Point Pct. (min. 10 att.)	.600 vs. Tees Valley (6x10)	.091 at Reading (2x22)
Free Throws Made	25 at Reading, vs. Northumbria	3 vs. Chester, vs. Kent
Free Throw Attempts	40 vs. Leicester	4 vs. Chester, at Leicester
FT Pct. (min. 10 att.)	.800 at Northumbria (12x15), vs. Bradford (16x20)	.250 vs. Kent (3x12)
Offensive Rebounds	27 at Manchester	5 vs. Derby, at Derby
Defensive Rebounds	36 at Manchester, vs. Bradford, vs. Derby	20 at Kent
Total Rebounds	58 at Manchester	29 at Kent
Assists	27 at Hemel	3 vs. Derby, vs. Westminster
Turnovers	30 at Kent	5 vs. Essex
Blocked Shots	8 vs. Reading	0 x13
Steals	14 at Tees Valley	2 vs. Essex
Points	99 at Reading	48 vs. Chester
Points in a Half	62 vs. Hemel	21 vs. Chester

INDIVIDUAL BESTS (LEAGUE)

	LANCASHIRE	
Points	35 by Kyle Carey at Kent	35 by Ausridas Petraitis
Field Goals	14 by Kyle Carey at Kent	17 by Ausridas Petraitis
Field Goal Attempts	20 by Kyle Carey at Kent	24 by Ausridas Petraitis
Field Goal Pct. (min. 10 att.)	20 by Steven Gayle vs. Manchester, Worthing 20 by Connor Murtagh at Worthing	.727 by Lee Goldsborough (8x11)
3-Point Field Goals	6 by Connor Murtagh at Tees Valley	7 by Jason Swaine
3-Field Goal Attempts	12 by Connor Murtagh at Tees Valley 12 by Mark Rangeley at Bradford	17 by Jason Swaine
3-Point Field Goal Pct. (min. 5 made)	.600 by Connor Murtagh at Tees Valley (6x10)	1.000 by #13 of Chester (5x5)
Free Throws Made	15 by Steven Gayle at London Lituania	9 by Danny Carter
Free Throw Attempts	16 by Steven Gayle at London Lituania	15 by T Ramstein 15 by Danny Carter
Free Throw Pct. (min. 5 made)	1.000 by Steven Gayle vs. London Lituania (10x10)	1.000 by Leome France (5x5)
Offensive Rebounds	6 by Steven Vaughan vs. Leicester	10 by Ausridas Petraitis
Defensive Rebounds	10 by Connor Murtagh vs. Worthing	17 by Nick Moore II
Total Rebounds	13 by Connor Murtagh vs. Worthing 13 by Mark Rangeley vs. Worthing 13 by Mike Bernard at Derby	20 by Nick Moore II
Assists	9 by Cian Hickey at Bradford	9 by Ellis Cooper
Turnovers	8 by Steven Gayle at Reading	9 by Emmanuel Odumi
Blocked Shots	2 by Mike Bernard vs. Bradford, Essex	3 by James Cambronne
Steals	4 by Alex Roberts at Westminster 4 by Steven Gayle at Worthing	6 by Donaldson (TVM)
Minutes Played	39 minutes by Steven Gayle at Worthing	

2015-16 REVIEW

2015-16 MISCELLANEOUS STATS

Games as Leading Scorer	Season
Steven Gayle	10
Connor Murtagh	7
Mark Rangeley	6
Kyle Carey	6
Mike Bernard	4
Nick George	3
Alex Roberts	2
George Darling	1
Steven Vaughan	1

Games as Leading Rebounder	Season
Connor Murtagh	17
Mike Bernard	7
Mark Rangeley	7
Steven Gayle	3
Kyle Carey	3
Cian Hickey	2
Steven Vaughan	2
George Darling	1
Nick George	1

30-point Games	Season
Kyle Carey	1
Steven Gayle	1
Nick George	1

20-point Games	Season
Steven Gayle	8
Connor Murtagh	5
Mark Rangeley	3
Kyle Carey	2
Mike Bernard	1
Nick George	1
Alex Roberts	1

10-rebound Games	Season
Connor Murtagh	6
Mike Bernard	3
George Darling	1
Mark Rangeley	1
Steven Gayle	1
Steven Vaughan	1

Double-Doubles	Season
Connor Murtagh	3
Mike Bernard	2
Steven Gayle	1
George Darling	1

- Lancashire's Largest Margin of Victory:** 55 vs. Kent (115-60)
- Lancashire's Largest Margin of Defeat:** 30 at Derby in NBL1 playoffs (61-91)
- Lancashire's Largest Halftime Lead:** 32 at Kent (led 61-29, won 115-60)
- Lancashire's Largest Halftime Deficit:** 15 at Essex (trailed 38-53, lost 71-83); 15 at Derby (trailed 33-48, lost 66-78)
- Lancashire's Largest Halftime Deficit Overcome in a Win:** 9 at Westminster (trailed 43-52, won 90-80); 9 vs. Worthing (trailed 29-38, won 72-70)
- Lancashire's Largest Halftime Lead in a Loss:** 9 vs. Reading (led 39-30, lost 80-91)

LANCASHIRE'S RECORD WHEN:

Home	15-6
Away	16-10
Lancashire Leads at the Half	14-2
Lancashire Trails at the Half	7-9
Tied at the Half	2-1
Overtime	1-1
Lancashire Shoots 50 Percent or Better from the Floor	5-0
Lancashire Shoots 40-49.9 Percent from the Floor	15-4
Lancashire Shoots Less than 40 Percent from the Floor	5-8
Opponent Shoots 50 Percent or Better from the Floor	2-1
Opponent Shoots 40-49.9 Percent from the Floor	12-10
Opponent Shoots Less than 40 Percent from the Floor	11-1
Lancashire Has More Rebounds	16-4
Opponents Have More Rebounds	9-8
Teams Have Same Number of Rebounds	0-0
Lancashire Has More Offensive Rebounds	11-3
Opponents Have More Offensive Rebounds	10-9
Teams Have Same Number of Offensive Rebounds	4-0
Lancashire Commits More Turnovers	10-8
Opponents Commit More Turnovers	15-3
Teams Commit Same Number of Turnovers	0-1
Lancashire Scores 80 or More Points	19-3
Lancashire Scores Less Than 80 Points	6-9
Opponent Scores 80 or More Points	10-10
Opponent Scores Less Than 80 Points	15-2

MISCELLANEOUS STATS

Points in the Paint			Points Off Turnovers	
LAN	OPPT		LAN	OPPT
20	37	at Manchester	11	6
30	38	Northumbria	10	10
N/A	N/A	Chester	N/A	N/A
38	28	Derby	16	17
54	64	at Reading	14	16
44	36	Leicester	10	10
N/A	N/A	Liverpool	N/A	N/A
42	48	at Bradford	10	13
24	34	at Tees Valley	15	8
22	30	Northumbria	17	14
33	24	Northumbria	7	13
36	34	at Westminster	16	9
58	22	at Kent	41	2
42	48	Tees Valley	7	4
56	28	at Worthing	16	13
32	48	at Manchester	4	13
28	46	Manchester	6	20
36	42	at Hemel	12	17
48	24	at Bradford	12	6
N/A	N/A	Derby	N/A	N/A
38	40	Leicester	16	13
N/A	N/A	Reading	N/A	N/A
32	36	at Essex	12	22
42	32	at London	18	11
28	36	at Northumbria	2	17
32	28	Westminster	11	2
42	32	at Tees Valley	16	20
40	44	London	8	5
30	48	Reading	13	15
26	38	Hemel	5	13
42	32	Bradford	8	4
26	32	at Derby	8	20
42	30	Worthing	12	8
20	32	Kent	16	10
54	56	at Leicester	11	15
—	—	at Manchester	—	—
54	30	Essex	2	8
30	40	vs. Derby	19	24
1222	1217	Totals	401	398
37	36.9	Averages	12.2	12.1

Note: Averages based on statistics collected from 33/38 games

Game 1 - Lancashire 79, at Manchester 69 (11/09/15)

Lancashire Spinners 79

#	Player	Total			3-Ptr			Rebounds			PF	TP	A	TO	Blk	Stl	Min
		FG-FGA	FG-FGA	FT-FTA	FG-FGA	FG-FGA	FT-FTA	Off	Def	Tot							
09	Steven Gayle	3-8	2-5	4-6	1	4	5	1	12	1	2	0	2	28			
13	Connor Murtagh	2-9	1-6	10-14	3	5	8	4	15	5	2	0	1	36			
14	Alex Roberts	6-15	4-10	4-5	2	2	4	3	20	3	1	1	0	28			
25	Mark Rangeley	6-11	2-4	1-2	1	1	2	3	15	2	0	0	0	28			
31	Mike Bernard	3-6	1-1	3-5	0	5	5	4	10	0	0	0	0	27			
05	Conor Porter	1-4	0-2	0-0	0	2	2	4	2	2	0	0	2	15			
06	George Darling	0-0	0-0	0-0	0	0	0	0	0	0	0	0	0	0			
08	Cian Hickey	0-1	0-0	0-1	0	0	0	1	0	2	0	0	0	11			
10	Andre Gayle	0-1	0-1	0-0	0	1	1	0	0	0	0	0	0	2			
15	Tayo Oyefusi	0-2	0-0	0-0	0	0	0	0	0	2	0	0	0	7			
31	Steven Vaughan	1-1	0-0	0-0	0	2	2	0	2	0	3	0	1	13			
33	Aitor Estrada	1-3	1-3	0-0	0	1	1	2	3	0	0	0	2	5			
Team					3 4 7												
Totals		23-61	11-32	22-33	9	25	34	23	79	13	12	1	8	200			

FG% 23-61 37.7%
3FG% 11-32 34.4%
FT 22-33 66.7%

Manchester Magic 69

#	Player	Total			3-Ptr			Rebounds			PF	TP	A	TO	Blk	Stl	Min
		FG-FGA	FG-FGA	FT-FTA	FG-FGA	FG-FGA	FT-FTA	Off	Def	Tot							
04	Kayin Darbey	0-0	0-0	0-0	0	0	0	0	0	1	0	0	0	5			
05	Franc Garcia Garrido	0-4	0-0	4-4	2	0	2	2	4	4	1	0	1	27			
09	Jack Minister	5-18	1-7	0-0	2	0	2	2	11	0	4	0	0	30			
12	Lee Goldsborough	2-10	1-2	0-0	2	6	8	2	5	2	2	1	1	33			
15	Alvaro Alacorn Lizaur	2-7	1-2	0-0	2	3	5	1	5	0	2	1	0	16			
06	Josh Houghton	1-6	0-3	2-2	0	0	0	6	4	0	1	0	0	15			
07	Paul Cantwell	1-5	0-0	7-9	0	3	3	2	9	2	3	0	1	14			
08	Simon Anumba	5-14	0-3	6-7	8	5	13	3	16	1	6	0	2	29			
10	Alex Fortman	0-0	0-0	0-0	0	0	0	0	0	0	0	0	0	0			
11	Michael Anumba	0-0	0-0	0-0	0	0	0	0	0	0	0	0	0	0			
13	Ryan Lohfink	6-10	0-0	3-6	8	10	18	4	15	0	1	0	1	31			
14	Yannick Onifade	0-0	0-0	0-0	0	0	0	0	0	0	0	0	0	0			
Team					3 4 7												
Totals		22-74	3-17	22-28	27	31	58	22	69	10	20	1	6	200			

FG% 22-74 29.7%
3FG% 3-17 50.0%
FT 22-28 78.6%

Officials: Matthew Lloyd, Fitzroy Wallace
Attendance: 300
MAN #06 J. Houghton fouls out at 3:25 in the 4th quarter

Score by periods: 1st 2nd 3rd 4th Total
Lancashire 24 11 18 26 79
Manchester 15 22 17 15 69

Largest lead - Manchester by 7; Lancashire by 13
Manchester led for 8:44; Lancashire led for 30:59.

Scored tied - 4 times.
Lead changes - 6 times.

Notes: National Trophy (North) game ... Lancashire improved to 3-2 in season openers ... And third consecutive opening day win ... Largest victory in opening game by the Spinners since 2014 ... First career game as leading scorer for Roberts ...

Game 2 - at Lancashire 76, Northumbria 64 (19/09/15)

Team Northumbria 64

#	Player	Total			3-Ptr			Rebounds			PF	TP	A	TO	Blk	Stl	Min
		FG-FGA	FG-FGA	FT-FTA	FG-FGA	FG-FGA	FT-FTA	Off	Def	Tot							
04	CHAMPION, Lewis	2-9	0-2	1-4	0	4	4	3	5	1	3	0	3	30			
05	GREGOR, Gray	0-2	0-0	0-0	0	1	1	1	0	1	0	0	1	9			
06	ROBERTSON, Damoy	6-14	0-0	0-0	0	4	4	1	12	1	2	0	2	29			
11	PRESTON, Jack	2-7	0-1	1-2	0	3	3	1	5	1	0	0	2	29			
23	REZK, Aiman	2-4	0-0	0-0	2	4	6	4	4	0	4	0	1	12			
09	DURU, Chuck	3-8	2-5	0-0	1	0	1	0	8	1	0	0	0	17			
12	WATSON, Garnet	0-0	0-0	0-0	0	0	0	0	0	0	0	0	0	0			
13	WILSON, Jack	4-4	0-0	2-2	1	1	2	2	10	0	0	0	0	17			
14	HANNAM, Oliver	0-0	0-0	0-0	0	0	0	0	0	0	0	0	0	2			
20	KABANGELE, Emmanuel	0-2	0-0	0-0	0	0	0	0	0	0	0	0	0	2			
21	STEWART, Siman	4-10	0-0	1-5	2	7	9	4	9	1	1	0	0	27			
22	RANDOLPH, Neil	4-8	1-3	2-2	2	0	2	0	11	0	1	0	0	24			
Team					5 3 8												
Totals		27-68	3-11	7-15	13	27	40	16	64	7	12	0	9	200			

FG% 27-68 37.7%
3FG% 3-11 34.4%
FT 7-15 66.7%

Lancashire Spinners 76

#	Player	Total			3-Ptr			Rebounds			PF	TP	A	TO	Blk	Stl	Min
		FG-FGA	FG-FGA	FT-FTA	FG-FGA	FG-FGA	FT-FTA	Off	Def	Tot							
09	GAYLE, Steven	5-15	2-9	2-6	2	3	5	1	14	3	3	1	1	27			
13	MURTAGH, Connor	4-9	0-2	4-5	2	3	5	3	12	0	1	0	3	29			
14	ROBERTS, Alex	4-11	2-7	3-3	1	4	5	2	13	1	1	0	1	26			
25	RANGELEY, Mark	3-8	1-3	0-0	0	5	5	2	7	1	2	2	1	22			
31	BERNARD, Mike	5-6	0-1	1-2	1	7	8	2	11	0	1	3	0	28			
05	PORTER, Conor	0-2	0-0	0-0	0	0	0	0	1	0	0	0	0	7			
06	DARLING, George	1-2	0-1	0-0	0	0	0	0	2	0	0	0	0	6			
08	HICKEY, Cian	1-4	0-1	0-0	1	2	3	1	2	0	0	0	2	20			
22	CAREY, Kyle	1-3	0-1	1-2	0	1	1	2	3	2	1	0	1	8			
15	OYEFUSI, Tayo	0-1	0-1	0-0	0	2	2	0	0	1	0	0	0	12			
31	VAUGHAN, Steven	1-1	0-0	0-0	0	1	1	0	2	1	0	0	0	9			
33	ESTRADA, Aitor	3-4	1-2	0-0	0	0	0	4	10	0	0	0	0	5			
Team					4 2 6												
Totals		28-66	6-28	14-21	11	30	41	18	76	9	10	6	9	200			

FG% 28-66 37.7%
3FG% 6-28 34.4%
FT 14-21 66.7%

Score by periods: 1st 2nd 3rd 4th Total
Lancashire 19 25 10 22 76
Northumbria 19 14 22 9 64

Largest lead - Lancashire by 15; Northumbria by 1
Lancashire led for 36:56; Northumbria led for 3:03

Scored tied - 2 times.
Lead changes - 4 times.

Notes: National Trophy (North) game ... Lancashire improved to 2-0 in group play ... Five players finished in double-figures scoring for a second straight game ... Darling and Carey made their debuts ... Won consecutive games to start the season for a third year in a row.

Game 3 - at Lancashire 76, Uni. of Chester 64 (20/09/15)

University of Chester 48

#	Player	Total			3-Ptr			Rebounds			PF	TP	A	TO	Blk	Stl	Min
		FG-FGA	FG-FGA	FT-FTA	FG-FGA	FG-FGA	FT-FTA	Off	Def	Tot							
10		0-4	0-1	0-0	0	2	2	0	0	3	0	1	—				
12		1-3	0-0	0-0	2	9	11	0	0	2	1	0	3	—			
13		8-13	5-5	2-2	1	2	3	1	0	0	1	0	3	—			
14		6-18	0-0	1-2	3	7	10	1	0	2	3	0	0	—			
20		2-5	1-1	0-0	0	0	0	0	0	2	0	1	0	—			
21		0-2	0-0	0-0	0	0	0	0	0	0	0	0	0	—			
22		3-11	1-1	0-0	2	4	6	2	0	5	0	3	—				
Team					0 1 1												
Totals		20-56	7-8	3-4	8	25	33	4	64	4	17	0	11	200			

FG% 20-56 37.7%
3FG% 7-8 34.4%
FT 3-4 66.7%

Lancashire Spinners 74

#	Player	Total			3-Ptr			Rebounds			PF	TP	A	TO	Blk	Stl	Min
		FG-FGA	FG-FGA	FT-FTA	FG-FGA	FG-FGA	FT-FTA	Off	Def	Tot							
09	GAYLE, Steven (DNP)	0-0	0-0	0-0	0	0	0	0	0	3	0	1	—				
13	MURTAGH, Connor	6-12	4-5	0-0	0	3	3	0	16	0	1	0	0	—			
14	ROBERTS, Alex	4-5	3-4	0-0	1	2	3	0	11	4	3	0	1	—			
25	RANGELEY, Mark	0-1	0-1	0-0	2	0	2	0	0	0	0	0	2	—			
31	BERNARD, Mike	0-2	0-0	0-0	0	1	1	0	0	1	0	0	0	—			
05	PORTER, Conor	2-5	1-2	0-0	0	1	1	0	5	0	1	0	2	—			
06	DARLING, George	7-10	0-0	0-0	2	8	10	0	14	0	3	0	1	—			

Game 5 - at Reading 99, Lancashire 95 OT (27/09/15)

Lancashire Spinners 95

##	Player	Total		3-Ptr		Rebounds			PF	TP	A	TO	Bk	Stl	Min
		FG-FGA	FG-FGA	FT-FTA	Off	Def	Tot								
09	GAYLE, Steven	4-12	1-5	10-13	1	5	6	2	19	4	8	0	1	40	
13	MURTAGH, Connor	10-14	1-2	4-4	0	7	7	2	25	4	0	0	2	34	
14	ROBERTS, Alex	3-13	1-3	3-4	0	5	5	1	10	2	0	0	2	25	
25	RANGELEY, Mark	5-9	0-1	1-2	1	1	2	5	11	1	1	0	0	28	
31	BERNARD, Mike	2-5	0-0	3-3	2	1	3	5	7	1	0	1	0	23	
23	GEORGE, Nick	6-10	0-0	4-4	0	6	6	4	16	3	5	0	0	32	
06	DARLING, George	0-2	0-1	1-2	0	0	0	2	0	0	0	1	1	4	
08	HICKEY, Cian	0-0	0-0	0-0	0	0	0	0	0	1	1	0	0	12	
22	CAREY, Kyle	1-2	0-0	0-0	0	1	1	2	2	1	1	0	1	12	
10	GAYLE, Andre	2-4	1-3	0-0	0	2	2	3	5	0	0	0	2	11	
31	VAUGHAN, Steven	0-0	0-0	0-0	0	0	0	2	0	0	0	0	0	4	
	Team				1	3	4								
	Totals	33-71	4-15	25-30	5	31	36	28	95	17	17	1	9	200	

FG% 33-71 37.7%
3FG% 4-15 34.4%
FT 25-30 66.7%

Reading Rockets 99

##	Player	Total		3-Ptr		Rebounds			PF	TP	A	TO	Bk	Stl	Min
		FG-FGA	FG-FGA	FT-FTA	Off	Def	Tot								
05	Fraser Glass	0-5	0-2	5-6	2	0	2	5	5	2	1	0	2	28	
06	Wayne Yeboah	5-11	0-1	1-1	4	9	13	3	11	1	3	0	1	32	
07	Joel Keeble	3-5	1-2	1-1	0	2	2	3	8	1	1	0	1	17	
08	Dian Ivanov	0-1	0-1	0-0	0	0	0	0	0	0	0	0	0	5	
09	Jordan Nicholls	0-1	0-1	0-0	0	0	0	2	0	0	0	0	0	7	
10	Bikram Rana	0-0	0-0	0-0	0	0	0	0	0	0	0	0	0	0	
11	Antonio Robinson	2-9	0-4	3-5	3	3	9	1	7	5	2	1	2	32	
12	David Ajumobi	4-14	0-4	2-3	1	1	4	1	10	0	1	0	1	31	
21	Danny Carter	9-17	0-3	9-15	1	1	7	4	27	0	3	1	2	34	
22	Ali Sbai	0-0	0-0	0-0	0	0	0	0	0	0	0	0	0	0	
15	D'Montre Edwards	13-22	1-4	4-5	2	2	9	1	31	1	3	0	3	39	
	Team				4	0	4								
	Totals	36-85	2-22	25-36	17	33	50	20	99	10	16	2	12	200	

FG% 36-85 37.7%
3FG% 2-22 34.4%
FT 25-36 66.7%

Score by periods: 1st 2nd 3rd 4th OT
Lancashire 20 18 20 27 10
Reading 19 19 23 24 14

Largest lead - Reading by 7; Lancashire by 7
Reading led for 24:34; Lancashire led for 20:11

Scored tied - 15 times.
Lead changes - 15 times.

Notes: Lancashire fell to 0-1 in its opening Division One game in the first-ever meeting with Reading ... Vaughan began his junior career at Reading ... Five players finished in double-figures scoring for a fifth straight game.

Game 7 - at Lancashire 102, Liverpool 94 (04/10/15)

##	Player	Total		3-Ptr		Rebounds			PF	TP	A	TO	Bk	Stl	Min
		FG-FGA	FG-FGA	FT-FTA	Off	Def	Tot								
08	Cian Hickey	2-4	0-1	1-1	0	3	3	0	5	3	2	0	0	21	
09	Steven Gayle	6-15	1-6	2-3	3	4	7	3	15	5	5	0	0	31	
13	Connor Murtagh	4-10	2-5	1-2	2	5	7	4	11	2	1	0	0	32	
25	Mark Rangeley	3-6	3-6	1-2	1	1	2	3	10	3	0	0	0	24	
31	Mike Bernard	1-2	0-0	0-0	0	3	3	1	2	1	2	0	0	8	
23	Nick George	8-13	0-2	3-4	1	2	3	2	19	2	2	1	0	25	
06	George Darling	2-6	0-0	0-1	5	1	6	1	4	1	0	0	0	5	
33	Aitor Estrada	0-1	0-1	1-3	0	0	0	3	1	0	0	0	0	5	
22	Kyle Carey	6-9	1-1	2-2	2	2	2	2	15	1	2	0	0	14	
31	Steven Vaughan	5-6	0-0	0-0	2	5	7	3	10	1	0	0	0	13	
14	Alex Roberts	3-6	1-2	2-4	0	2	2	1	9	3	3	0	0	24	
	Team				0	0	0								
	Totals	40-78	8-24	13-22	16	27	43	23	101	22	17	1	8	200	

FG% 40-78 37.7%
3FG% 8-24 34.4%
FT 13-22 66.7%

Bradford Dragons 98

##	Player	Total		3-Ptr		Rebounds			PF	TP	A	TO	Bk	Stl	Min
		FG-FGA	FG-FGA	FT-FTA	Off	Def	Tot								
05	Henri Bongoma	10-16	3-4	1-1	1	1	2	5	24	7	5	0	0	36	
06	Rafael Saïpe	5-13	2-6	4-4	1	4	5	5	16	4	1	0	0	38	
08	Eisley Swaine	0-2	0-2	0-0	0	0	0	2	0	0	1	0	1	7	
09	Jermayne Laing	9-14	0-0	2-4	2	1	3	3	20	5	3	0	0	40	
12	Joe Bennett	0-1	0-0	0-0	0	0	0	0	0	0	0	0	0	1	
15	Nick Moore II	7-10	0-1	8-12	3	17	20	2	22	3	3	2	3	40	
21	Jason Swaine	5-12	4-11	2-3	0	3	3	3	14	4	0	0	0	37	
	Team				0	0	0								
	Totals	36-68	9-24	17-24	7	26	33	20	98	23	13	2	4	200	

FG% 36-68 37.7%
3FG% 9-24 34.4%
FT 17-24 66.7%

Score by periods: 1st 2nd 3rd 4th Total
Lancashire 23 24 35 28 101
Bradford 26 23 21 19 98

Largest lead - Bradford led by 7; Lancashire by 14

Scored tied - 11 times.
Lead changes - 11 times.

Notes: National Cup second round game ... Lancashire advanced to the third round in consecutive years and in two of the last three ... Lancashire improved to 4-0 overall and 2-0 in the competition against Liverpool.

Game 6 - at Lancashire 78, Leicester 65 (03/10/15)

Leicester Warriors 65

##	Player	Total		3-Ptr		Rebounds			PF	TP	A	TO	Bk	Stl	Min
		FG-FGA	FG-FGA	FT-FTA	Off	Def	Tot								
04	Hambleton	0-4	0-3	0-0	1	0	1	2	0	0	0	0	0	9	
05	Henry	2-6	1-4	0-0	0	3	3	2	5	2	1	0	0	14	
06	Mills	1-5	0-2	0-0	0	2	2	2	2	1	3	0	1	18	
07	Lewis	1-2	0-0	0-0	0	0	0	1	2	1	1	0	0	6	
08	Paul	1-3	0-1	0-0	0	2	2	0	2	1	0	0	0	11	
09	Pearson	3-10	0-3	0-0	1	5	6	3	6	1	1	2	3	29	
10	Tucker	3-12	0-5	0-0	1	7	8	3	6	0	2	1	0	32	
11	Wilson	0-0	0-0	0-0	0	0	0	0	0	0	0	0	0	0	
12	Francis	8-17	0-0	5-5	4	6	10	1	21	1	0	0	2	30	
13	Hopkins	3-7	2-2	0-0	2	4	6	2	8	0	2	0	0	26	
14	Belgrave Team	5-14	2-9	1-3	2	5	7	1	13	0	1	0	2	25	
	Team				1	0	1								
	Totals	27-80	5-29	6-8	12	34	46	17	65	7	12	3	8	200	

FG% 27-80 37.7%
3FG% 5-29 34.4%
FT 6-8 66.7%

Lancashire Spinners 78 • 5-1, 0-1

##	Player	Total		3-Ptr		Rebounds			PF	TP	A	TO	Bk	Stl	Min
		FG-FGA	FG-FGA	FT-FTA	Off	Def	Tot								
08	Cian Hickey	0-3	0-1	2-4	0	2	2	0	2	3	1	0	2	28	
09	Steven Gayle	3-8	0-4	1-3	0	5	5	0	7	4	2	1	0	21	
13	Connor Murtagh	2-8	0-2	1-2	2	11	13	1	5	0	2	0	0	24	
25	Mark Rangeley	3-9	0-1	0-0	0	0	0	0	6	2	0	0	1	15	
31	Mike Bernard	7-8	0-0	0-0	2	4	6	0	14	1	1	0	1	20	
23	Nick George	3-6	0-0	1-2	0	5	5	1	7	2	3	1	1	20	
06	George Darling	2-5	0-1	0-0	3	1	4	0	4	0	0	2	0	11	
33	Aitor Estrada	1-3	1-3	0-0	0	0	0	2	3	0	0	0	1	8	
22	Kyle Carey	3-5	0-1	3-4	1	5	6	2	9	2	0	0	0	17	
10	Andre Gayle	3-6	3-4	0-0	1	4	5	2	9	0	0	0	0	12	
31	Steven Vaughan	2-3	0-0	0-0	0	1	1	0	4	0	0	2	0	7	
14	Alex Roberts	3-8	0-4	2-2	0	1	1	1	8	2	4	0	0	17	
	Team				3	3	6								
	Totals	32-72	4-21	10-17	12	42	54	10	78	16	13	6	6	200	

FG% 32-72 37.7%
3FG% 4-21 34.4%
FT 10-17 66.7%

Score by periods: 1st 2nd 3rd 4th Total
Leicester 19 13 13 20 65
Lancashire 21 22 19 16 78

Largest lead - Lancashire by 21
Lancashire led for 39:36

Scored tied - 2 times.
Lead changes - 0 times.

Notes: National Trophy (North) game ... Lancashire improved to 4-0 in group play ... Ended streak of five straight games with at least five players in double figures scoring ... Bernard led the team in scoring for the first time ... Second game the Spinners never trailed in.

Game 8 - Lancashire 101, at Bradford 98 (10/10/15)

Lancashire Spinners 101 • 7-1, 0-1

##	Player	Total		3-Ptr		Rebounds			PF	TP	A	TO	Bk	Stl	Min
		FG-FGA	FG-FGA	FT-FTA	Off	Def	Tot								
08	Cian Hickey	2-4	0-1	1-1	0	3	3	0	5	3	2	0	0	21	
09	Steven Gayle	6-15	1-6	2-3	3	4	7	3	15	5	5	0	0	31	
13	Connor Murtagh	4-10	2-5	1-2	2	5	7	4	11	2	1	0	0	32	
25	Mark Rangeley	3-6	3-6	1-2	1	1	2	3	10	3	0	0	0	24	
31	Mike Bernard	1-2	0-0	0-0	0	3	3	1	2	1	2	0	0	8	
23	Nick George	8-13	0-2	3-4	1	2	3	2	19	2	2	1	0	25	
06	George Darling	2-6	0-0	0-1	5	1	6	1	4	1	0	0	0	5	
33	Aitor Estrada	0-1	0-1	1-3	0	0	0	3	1	0	0	0	0	5	
22	Kyle Carey	6-9	1-1	2-2	2	2	2	2	15	1	2	0	0	14	
31	Steven Vaughan	5-6	0-0	0											

Game 9 - Lancashire 85, at Tees Valley 70 (17/10/15)

Lancashire Spinners 85

##	Player	G	Total			3-Ptr			Rebounds			PF	TP	A	TO	Blk	Stl	Min
			FG-FGA	FG-FGA	FT-FTA	Off	Def	Tot	Off	Def	Tot							
08	Cian Hickey	G	3-5	2-2	4-4	0	1	1	1	12	7	3	0	5	31			
13	Connor Murtagh	F	6-13	5-8	5-6	1	7	8	0	22	4	3	0	1	28			
14	Alex Roberts	G	4-11	1-6	2-2	1	3	4	1	11	2	1	0	0	24			
31	Mike Bernard	F	3-3	0-0	0-2	2	5	7	3	6	0	0	0	0	19			
23	Nick George	F	7-11	0-1	1-3	0	2	2	3	15	2	3	0	2	27			
06	George Darling	G	0-5	0-1	0-0	0	3	3	1	0	3	2	0	1	17			
22	Kyle Carey	F	4-11	0-2	4-6	2	0	2	2	12	1	1	1	3	22			
31	Steven Vaughan	F	1-1	0-0	0-0	0	1	1	4	2	0	1	2	0	20			
10	Andre Gayle	F	2-5	1-4	0-0	2	0	2	2	5	1	0	2	12				
	Team					1	4	5										
	Totals		30-65	9-24	16-23	9	26	35	17	85	20	15	3	14	200			

FG%	30-65	37.7%
3FG%	9-24	34.4%
FT	16-23	66.7%

Tees Valley Mohawks 70

##	Player	G	Total			3-Ptr			Rebounds			PF	TP	A	TO	Blk	Stl	Min
			FG-FGA	FG-FGA	FT-FTA	Off	Def	Tot	Off	Def	Tot							
05	Foulds	*	1-4	0-2	5-6	0	4	4	2	7	2	5	0	2	26			
07	Samuels	*	0-4	0-2	1-2	0	2	2	1	1	4	2	0	0	26			
12	Attah	*	1-2	0-0	0-0	0	1	1	4	2	4	2	0	0	15			
14	Nicholson	*	6-10	0-0	0-0	1	0	1	3	11	0	1	1	0	16			
15	Madourie	*	5-11	0-0	1-2	2	8	10	2	12	4	2	0	0	36			
11	Moore	*	1-4	0-0	0-2	1	5	6	1	2	3	5	0	0	20			
13	Donaldson	*	10-21	3-6	2-2	1	4	5	3	25	4	4	1	6	40			
32	Anyigbo	*	2-3	0-0	6-9	2	4	6	4	10	0	2	0	1	21			
	Team					3	0	0										
	Totals		26-59	3-10	15-23	10	28	38	20	70	21	13	2	9	200			

FG%	26-59	37.7%
3FG%	3-10	34.4%
FT	15-23	66.7%

Score by periods:	1st	2nd	3rd	4th	Total
Lancashire	21	17	25	22	85
Tees Valley	13	24	14	19	70

Largest lead - Bradford led by 1; Lancashire by 16
Tees Valley led for 00:51; Lancashire led for 38:46

Scored tied - 4 times.
Lead changes - 6 times.

Notes: National Trophy (North) game ... Improved to 6-0 in group play ... Secured a quarterfinal berth in the competition ... Improved to 10-0 overall in group stages ... Rangeley (rest) and Gayle (rest) received DNP through coach's decision.

Game 11 - at Lancashire 84, Northumbria 83 (25/09/15)

Lancashire Spinners 84

##	Player	G	Total			3-Ptr			Rebounds			PF	TP	A	TO	Blk	Stl	Min
			FG-FGA	FG-FGA	FT-FTA	Off	Def	Tot	Off	Def	Tot							
09	GAYLE, Steven	*	1-9	0-3	2-5	--	--	4	--	4	6	3	0	3	--			
08	HICKEY, Cian	*	0-0	0-0	0-0	--	--	0	--	0	0	0	0	0	--			
13	MURTAGH, Connor	*	6-12	1-4	2-4	--	--	5	--	15	2	1	0	2	--			
31	BERNARD, Mike	*	6-11	0-0	1-2	--	--	5	--	13	3	2	1	1	--			
23	GEORGE, Nick	*	8-11	2-3	8-8	--	--	6	--	26	2	3	0	4	--			
14	ROBERTS, Alex	*	0-2	0-2	0-2	--	--	1	--	0	4	3	0	0	--			
25	RANGELEY, Mark	*	4-7	0-2	5-8	--	--	0	--	13	2	1	0	3	--			
06	DARLING, George (DNP)		--	--	--	--	--	--	--	--	--	--	--	--	--			
22	CAREY, Kyle	*	0-0	0-0	0-0	--	--	2	--	0	0	1	0	0	--			
10	GAYLE, Andre	*	4-9	3-6	0-0	--	--	2	--	11	1	1	0	0	--			
31	VAUGHAN, Steven	*	1-2	0-0	0-0	--	--	2	--	2	0	0	0	1	--			
	Team					--	--	--	--									
	Totals		30-63	6-20	18-29	--	--	26	--	84	20	15	1	14	200			

FG%	30-63	47.6%
3FG%	6-20	30.0%
FT	18-29	62.1%

Score by periods:	1st	2nd	3rd	4th	Total
Northumbria	14	27	25	17	83
Lancashire	19	31	13	21	84

Notes: National Cup game ... Lancashire advanced to the quarterfinals of the competition for the first time in the team's history ... Improved to 5-4 overall in the National Cup ... First 20-point game for George.

Game 10 - Northumbria 81, at Lancashire 74 (24/09/15)

Team Northumbria 81

##	Player	G	Total			3-Ptr			Rebounds			PF	TP	A	TO	Blk	Stl	Min
			FG-FGA	FG-FGA	FT-FTA	Off	Def	Tot	Off	Def	Tot							
04	CHAMPION, Lewis	*	5-12	2-4	0-0	0	3	3	3	12	2	3	0	1	32			
06	ROBERTSON, Damoy	*	2-9	0-1	3-6	1	5	6	0	7	6	4	0	1	30			
11	PRESTON, Jack	*	6-13	2-2	1-2	6	8	14	3	15	1	0	0	1	32			
13	WILSON, Jack	*	1-5	0-1	0-0	0	1	1	2	2	0	0	0	1	15			
21	STEWART, Siman	*	7-13	0-0	2-9	7	6	13	1	16	3	3	1	0	37			
07	DEVITT, T	*	1-1	1-1	0-0	0	1	1	0	3	1	2	0	0	4			
09	ADDISON R	*	1-2	1-2	0-0	0	2	2	0	3	0	0	0	0	8			
10	CHUCKWUMAD	*	1-5	1-2	0-2	0	1	1	0	3	1	0	0	0	9			
20	KABANGELE, Emmanuel	*	0-1	0-0	1-2	1	0	1	0	1	0	0	0	0	3			
22	RANDOLPH, Neil	*	7-13	4-7	1-1	0	2	2	3	19	2	1	0	0	29			
	Team					2	4	6										
	Totals		31-74	11-20	8-22	17	33	50	12	81	16	13	1	4	200			

FG%	31-74	37.7%
3FG%	11-20	34.4%
FT	8-22	66.7%

Lancashire Spinners 74

##	Player	G	Total			3-Ptr			Rebounds			PF	TP	A	TO	Blk	Stl	Min
			FG-FGA	FG-FGA	FT-FTA	Off	Def	Tot	Off	Def	Tot							
09	GAYLE, Steven	*	3-11	1-5	2-2	0	6	6	3	9	4	0	0	1	19			
08	HICKEY, Cian	*	1-4	0-1	0-0	0	1	1	2	4	1	0	0	0	29			
13	MURTAGH, Connor	*	10-17	6-10	0-0	1	7	8	4	26	1	1	0	2	36			
31	BERNARD, Mike	*	0-2	0-1	1-2	0	4	4	2	1	2	0	1	0	30			
23	GEORGE, Nick	*	5-9	0-0	4-6	0	4	4	3	14	0	3	0	3	26			
14	ROBERTS, Alex	*	3-5	2-3	0-0	1	2	3	0	8	2	2	0	1	19			
25	RANGELEY, Mark	*	3-7	1-4	0-0	0	3	3	3	7	0	0	0	0	17			
06	DARLING, George	*	1-1	0-0	0-0	1	0	1	1	2	0	0	0	0	3			
22	CAREY, Kyle	*	2-4	0-0	0-0	0	1	1	0	4	1	3	1	0	13			
10	GAYLE, Andre	*	0-0	0-0	1-2	0	1	1	1	1	1	0	0	1	5			
31	VAUGHAN, Steven	*	0-0	0-0	0-0	0	1	1	0	0	0	0	0	0	3			
	Team					0	1	1										
	Totals		28-60	10-24	8-12	3	31	34	18	71	15	10	2	8	200			

FG%	28-60	37.7%
3FG%	10-24	34.4%
FT	8-12	66.7%

Score by periods:	1st	2nd	3rd	4th	Total
Northumbria	16	18	21	26	81
Lancashire	18	17	21	18	74

Largest lead - Lancashire by 7; Northumbria 10
Lancashire led for 27:39; Northumbria led for 11:36

Scored tied - 6 times.
Lead changes - 13 times.

Notes: Lancashire started 0-2 in National League play for the first time in team history ... Out-rebounded in consecutive games ... Seventh consecutive game that Murtagh has led the team in rebounding ... Eighth time this season Murtagh has led the team in rebounding.

Game 12 - Lancashire 90, at Westminister 80 (31/10/16)

Lancashire Spinners 90

##	Player	G	Total			3-Ptr			Rebounds			PF	TP	A	TO	Blk	Stl	Min
			FG-FGA	FG-FGA	FT-FTA	Off	Def	Tot	Off	Def	Tot							
13	MURTAGH, Connor	*	7-12	3-6	0-0	4	1	5	2	17	0	2	0	0	29			
09	GAYLE, Steven	*	4-12	0-3	5-6	0	1	1	2	13	4	3	0	0	32			
14	ROBERTS, Alex	*	7-14	5-9	2-6	0	4	4	2	21	3	3	0	4	28			
23	GEORGE, Nick	*	5-10	0-3	4-6	1	4	5	3	14	5	2	0	7	31			
42	BERNARD, Mike	*	4-5	0-0	1-3	3	6	9	0	9	2	2	0	0	33			
05	CAREY, Kyle	*	2-6	0-2	1-2	1	0	1	2	5	2	2	1	1	13			
08	HICKEY, Cian	*	0-1	0-0	0-0	1	0	1	0	0	0	0	0	0	10			
10	GAYLE, Andre	*	0-1	0-0	0-0	0	0	0	0	0	0	0	0	0	3			
31	VAUGHAN, Steven	*	0-1	0-0	0-0	0	0	0	0	0	0	0	0	0	3			
25	RANGELEY, Mark	*	2-5	2-2	5-8	1	4	5	1	11	1	2	0	0	18			
06	DARLING, George (DNP)		--	--	--	--	--	--	--	--	--	--	--	--	--			
33	ESTRADA, Aitor (DNP)		--	--	--	--	--	--	--	--	--	--	--	--	--			
	Team					0	0	0										
	Totals		31-67	10-25	18-31	12	25	37	12	90	17	18	1	12	200			

FG%	31-67	37.7%
3FG%	10-25	34.4%
FT	18-31	

Game 13 - Lancashire 115, at Kent 60 (01/11/15)

Lancashire Spinners 115

##	Player	Total		3-Ptr	Rebounds			PF	TP	A	TO	Blk	Stl	Min
		FG-FGA	FG-FGA		FT-FTA	Off	Def							
09	GAYLE, Steven	2-2	1-1	0-0	0	0	0	0	5	2	1	0	0	7
13	MURTAGH, Connor	4-9	2-4	4-6	2	2	4	2	14	0	1	0	0	19
14	ROBERTS, Alex	1-5	0-3	0-0	1	1	2	1	2	0	1	0	1	19
23	GEORGE, Nick	1-4	0-1	1-1	0	1	1	0	3	2	0	0	0	5
42	BERNARD, Mike	2-2	0-0	0-0	1	0	1	1	4	4	0	0	1	8
05	CAREY, Kyle	14-20	3-7	4-6	2	5	7	2	35	1	3	1	1	27
06	DARLING, George	6-10	0-2	0-0	3	3	6	0	12	3	0	1	2	24
08	HICKEY, Cian	3-4	2-2	0-0	0	1	1	2	8	5	2	0	1	29
10	GAYLE, Andre	5-12	3-8	0-0	0	2	2	4	13	2	1	0	3	27
25	RANGELEY, Mark	6-10	1-5	2-2	0	1	1	1	15	1	2	0	1	14
31	VAUGHAN, Steven	2-2	0-0	0-0	2	6	8	3	4	0	0	0	0	20
Team					3	4	7							
Totals		46-80	12-33	11-15	14	26	40	16	115	20	12	2	10	200

FG% 46-80 37.7%
3FG% 12-33 34.4%
FT 11-15 66.7%

Kent Crusaders 60

##	Player	Total		3-Ptr	Rebounds			PF	TP	A	TO	Blk	Stl	Min
		FG-FGA	FG-FGA		FT-FTA	Off	Def							
05	odumi, emmanuel	0-3	0-0	0-0	1	3	4	1	0	6	9	0	0	33
07	burrell, jack	3-6	2-5	0-0	0	1	1	1	8	1	1	0	0	24
10	guddermi, riccardo	3-8	1-2	2-3	1	2	3	0	9	2	3	0	0	35
11	wanliss, dean	2-5	0-0	0-0	1	1	2	5	4	0	1	0	0	16
12	foulds, joshua	4-12	2-7	6-8	1	2	3	3	16	0	3	0	1	37
15	agu, obi	5-14	2-5	4-7	2	4	6	1	16	1	6	0	1	34
22	yassi-pepin charles	3-6	0-0	1-3	3	2	5	3	7	0	5	0	1	21
14	couchman, dave (dnp)	--	--	--	--	--	--	--	--	--	--	--	--	--
Team					0	5	5	1						
Totals		20-54	7-19	13-21	9	20	29	15	60	10	30	0	3	200

FG% 20-54 37.7%
3FG% 7-19 34.4%
FT 13-21 66.7%

Score by periods: 1st 2nd 3rd 4th Total
Lancashire 33 28 28 26 115
Kent 21 8 13 18 60

Notes: Lancashire claimed victory in the first-ever meeting with Kent ... Sixth time in the team's history that Lancashire has scored at least 115 points ... Carey set a team season high in points with 35 ... Reached .500 in league play after starting 0-2.

Game 15 - Lancashire 95, at Worthing 93 (14/11/16)

Lancashire Spinners 95

##	Player	Total		3-Ptr	Rebounds			PF	TP	A	TO	Blk	Stl	Min
		FG-FGA	FG-FGA		FT-FTA	Off	Def							
05	CAREY, Kyle	7-15	0-1	1-3	5	1	6	1	15	2	2	0	3	21
09	GAYLE, Steven	5-10	0-3	1-1	2	5	7	2	11	8	3	0	4	30
13	MURTAGH, Connor	10-20	3-12	0-0	2	7	9	1	23	3	0	0	1	35
25	RANGELEY, Mark	6-15	3-6	0-0	1	3	4	2	15	1	2	0	0	30
42	BERNARD, Mike	4-10	0-0	6-8	3	3	6	2	14	0	0	0	0	29
08	HICKEY, Cian	1-3	0-2	0-0	0	1	1	2	2	2	2	0	0	12
10	GAYLE, Andre	0-1	0-1	0-0	0	0	0	0	1	0	1	0	1	6
14	ROBERTS, Alex	4-7	1-2	0-0	0	1	1	2	9	2	3	0	0	18
31	VAUGHAN, Steven	0-0	0-0	0-0	0	1	1	2	0	1	1	0	1	7
23	GEORGE, Nick	2-2	0-0	2-2	1	4	5	0	6	1	0	0	0	12
Team					--	--	--	--	--	--	--	--	--	--
Totals		39-83	7-27	10-14	17	26	43	14	95	21	14	0	10	200

FG% 39-83 37.7%
3FG% 7-27 34.4%
FT 10-14 66.7%

Worthing Thunder 93

##	Player	Total		3-Ptr	Rebounds			PF	TP	A	TO	Blk	Stl	Min
		FG-FGA	FG-FGA		FT-FTA	Off	Def							
05	Tom Ward	9-23	4-11	0-0	2	4	6	4	22	7	5	0	2	39
08	Brendan Okoronkwo	2-3	1-1	2-4	2	0	2	3	7	3	0	0	2	17
01	Louis Allen	4-12	4-11	0-0	1	1	2	0	12	2	0	0	1	23
33	James Cambronne	9-14	2-3	2-4	2	8	10	4	22	2	3	3	2	38
14	Josh Brown	6-12	4-8	4-4	5	3	8	2	20	1	3	0	3	38
06	T. Williams	--	--	--	--	--	--	--	--	--	--	--	--	--
07	Tomas Seduskis	2-7	0-1	0-0	2	1	3	1	4	1	0	0	0	18
10	Jack Sunderland	2-6	0-1	2-2	0	4	4	2	6	4	1	0	0	17
11	J. McClaren	--	--	--	--	--	--	--	--	--	--	--	--	--
12	J. Carter	0-0	0-0	0-0	1	0	1	0	0	2	1	0	0	8
03	A. Barbary	0-1	0-0	0-2	0	0	0	0	0	0	1	0	0	3
13	Ian Marshall	--	--	--	--	--	--	--	--	--	--	--	--	--
Team					--	--	--	--	--	--	--	--	--	--
Totals		34-78	15-36	10-16	17	22	39	17	93	20	15	4	10	200

FG% 34-78 37.7%
3FG% 15-36 34.4%
FT 10-16 66.7%

Score by periods: 1st 2nd 3rd 4th Total
Lancashire 24 19 24 28 95
Worthing 26 19 27 21 93

Notes: S. Gayle is a former member of the Thunder ... S. Gayle won the 2004 National Trophy with the Thunder ... Overcame a small two-point halftime deficit ... Carey hit the game-winning shot with under a second remaining.

Game 14 - at Lancashire 86, Tees Valley 84 (07/11/15)

Tees Valley Mohawks 70

##	Player	Total		3-Ptr	Rebounds			PF	TP	A	TO	Blk	Stl	Min
		FG-FGA	FG-FGA		FT-FTA	Off	Def							
04	Nelson R	9-18	2-5	4-4	1	0	1	4	24	0	1	0	1	29
05	Foulds J	3-6	2-3	0-0	0	4	4	1	8	0	0	0	0	23
07	Samuels L	3-11	0-0	0-1	2	6	8	4	6	2	1	0	0	31
10	Anyigbo A	1-3	0-0	0-0	0	7	7	3	2	1	2	1	1	30
11	Moore A	2-6	0-0	1-1	4	2	6	2	5	0	2	0	0	16
13	Donaldson R	8-15	2-2	3-7	1	4	5	3	21	2	0	0	1	33
14	Nicholson S	0-1	0-0	1-2	1	3	4	0	1	0	1	0	1	12
15	Madourie J	8-16	0-0	1-2	3	5	8	1	17	1	3	1	0	26
Team					3	1	4							
Totals		34-76	6-10	10-17	15	32	47	18	84	6	10	2	4	200

FG% 34-76 37.7%
3FG% 6-10 34.4%
FT 10-17 66.7%

Lancashire Spinners 115

##	Player	Total		3-Ptr	Rebounds			PF	TP	A	TO	Blk	Stl	Min
		FG-FGA	FG-FGA		FT-FTA	Off	Def							
05	CAREY, Kyle	3-7	0-0	0-0	2	2	4	2	6	1	1	0	0	21
06	DARLING, George	0-0	0-0	0-0	0	0	0	0	0	0	0	0	0	4
08	HICKEY, Cian	1-4	1-3	0-0	1	3	4	4	3	1	0	0	1	18
09	GAYLE, Steven	5-12	3-7	4-4	0	7	7	1	17	4	1	1	1	24
10	GAYLE, Andre	0-1	0-0	0-0	0	1	1	4	0	0	0	0	0	6
13	MURTAGH, Connor	8-15	1-3	5-7	3	7	10	2	22	1	0	0	0	34
14	ROBERTS, Alex	2-3	0-0	0-0	3	0	3	0	4	0	0	0	0	12
23	GEORGE, Nick	4-10	1-3	4-6	2	5	7	1	13	1	0	0	0	32
25	RANGELEY, Mark	7-15	3-6	0-1	1	3	4	3	17	3	2	1	0	27
31	VAUGHAN, Steven	0-1	0-0	0-0	0	0	0	0	0	0	0	0	0	3
33	ESTRADA, Aitor	0-3	0-3	0-0	0	1	1	1	0	0	0	0	0	3
42	BERNARD, Mike	2-5	0-0	0-2	0	0	0	1	4	1	1	1	0	14
Team					3	1	4							
Totals		32-76	9-25	13-20	15	30	45	19	86	12	5	3	2	200

FG% 32-76 37.7%
3FG% 9-25 34.4%
FT 13-20 66.7%

Score by periods: 1st 2nd 3rd 4th Total
Tees Valley 16 16 24 28 84
Lancashire 20 13 28 25 86

Largest lead - Lancashire by 9; Tees Valley 11
Lancashire led for 22:11; Tees Valley led for 16:41

Scored tied - 7 times.
Lead changes - 9 times.

Notes: Lancashire overcame an 11-point third quarter deficit (53-42) to win ... Murtagh has led the team in scoring in three of five league games ... Ninth time leading team in rebounding but first since Oct. 24 ... 3-game league winning streak.

Game 16 - at Manchester 84, Lancashire 71 (15/11/15)

Lancashire Spinners 71

##	Player	Total		3-Ptr	Rebounds			PF	TP	A	TO	Blk	Stl	Min
		FG-FGA	FG-FGA		FT-FTA	Off	Def							
05	CAREY, Kyle	4-7	1-2	0-0	2	0	2	1	8	0	0	0	0	20
09	GAYLE, Steven	2-6	0-2	4-4	0	1	1	2	8	3	4	0	0	19
13	MURTAGH, Connor	2-7	0-2	3-4	1	2	3	3	7	1	0	0	0	23
25	RANGELEY, Mark	4-13	1-8	0-0	0	5	5	2	9	2	0	0	2	33
42	BERNARD, Mike	7-15	0-0	3-3	1	9	10	4	17	1	0	0	0	35
08	HICKEY, Cian	1-2	0-0	2-2	1	2	3	3	4	1	1	0	0	23
10	GAYLE, Andre	0-0	0-0	0-0	0	0	0	0	0	0	0	0	0	2
14	ROBERTS, Alex	1-5	1-3	0-0	0	0	0	0	2	3	1	2	0	10
23	GEORGE, Nick	3-8	1-3	8-11	0	9	9	3	15	2	4	1	2	29
31	VAUGHAN, Steven (DNP)	--	--	--	--	--	--	--	--	--	--	--	--	--
33	ESTRADA, Aitor	0-1	0-1	0-0	0	1	1	1	2	0	0	0	0	1
Team					1	3	4							
Totals		24-64	3-20	20-24	6	32	38	22	71	11	11	1	5	

Game 17 - Manchester 91, at Lancashire 74 (21/11/15)

Manchester Magic 91

##	Player	Total		3-Ptr	Rebounds			PF	TP	A	TO	Blk	Stl	Min
		FG-FGA	FG-FGA		FT-FTA	Off	Def							
04	DABREY, KAYIN	1-4	0-1	0-0	0	2	2	1	2	2	2	0	0	17
08	ANUMBA, SIMON	2-7	0-0	1-2	3	3	6	2	5	0	1	0	0	29
09	MINISTER, JACK	4-11	2-6	0-2	0	2	2	3	10	3	2	0	2	29
11	COOPER, ELLIS	5-12	0-0	2-3	1	8	9	4	12	9	1	1	2	32
12	GOLDSBOROUGH, LEE	8-11	0-0	1-5	4	5	9	3	17	1	1	1	1	28
05	GARCIA GARRIDO, FRANC	9-16	3-5	5-6	0	4	4	3	26	4	2	0	2	28
06	FORTNAM, ALEX	--	--	--	--	--	--	--	--	--	--	0	--	--
13	LOHFINK, RYAN	3-3	0-0	0-0	0	1	1	4	6	0	1	0	0	9
15	ALACORN LIZAU, ALVARO	4-9	2-4	3-4	2	4	6	3	13	0	1	0	1	28
	Team				4	4	8					0		
	Totals	36-73	7-16	12-22	14	33	47	23	91	19	11	2	8	200

FG% 36-73 37.7%
3FG% 7-16 34.4%
FT 12-22 66.7%

Lancashire Spinners 74

##	Player	Total		3-Ptr	Rebounds			PF	TP	A	TO	Blk	Stl	Min
		FG-FGA	FG-FGA		FT-FTA	Off	Def							
08	HICKEY, Cian	0-2	0-1	0-0	0	2	2	1	0	1	0	0	1	14
09	GAYLE, Steven	4-20	1-11	2-3	2	7	9	4	11	5	2	0	0	35
13	MURTAGH, Connor	2-3	1-1	0-0	0	2	2	4	5	1	0	0	1	18
25	RANGELEY, Mark	4-9	1-4	7-7	1	3	4	2	16	1	0	0	0	32
42	BERNARD, Mike	5-10	0-0	2-2	2	3	5	1	12	3	2	1	2	33
05	CAREY, Kyle	0-4	0-3	0-0	0	2	2	1	0	0	4	0	0	8
14	ROBERTS, Alex	0-1	0-1	2-4	0	2	2	2	2	3	2	0	2	15
23	GEORGE, Nick	6-11	1-2	6-9	0	3	3	2	19	1	4	0	1	29
31	VAUGHAN, Steven (DNP)	0-1	0-0	0-0	1	0	1	1	0	0	0	0	0	4
33	ESTRADA, Aitor	3-5	3-4	0-0	1	3	4	4	9	0	0	0	0	12
	Team				3	3	6					0		
	Totals	24-66	7-27	19-25	10	30	40	22	74	15	14	1	7	200

FG% 24-66 37.7%
3FG% 7-27 34.4%
FT 19-25 66.7%

Score by periods: 1st 2nd 3rd 4th Total
Manchester 21 31 18 21 74
Lancashire 9 25 28 12 91

Largest lead - Lancashire by 2; Manchester by 24
Lancashire led for 01:59; Manchester led for 37:26

Scored tied - 3 times.
Lead changes - 5 times.

Notes: Suffered consecutive loses for the first time this season.

Game 18 - at Hemel 90, Lancashire 76 (29/11/15)

Notes: Third-straight loss ... Box score unavailable.

Game 19 - Lancashire 100, at Bradford 96 (05/12/15)

Lancashire Spinners 100

##	Player	Total		3-Ptr	Rebounds			PF	TP	A	TO	Blk	Stl	Min
		FG-FGA	FG-FGA		FT-FTA	Off	Def							
42	mike bernard	7-11	1-1	0-1	3	2	5	2	15	2	1	1	0	24
13	connor murtagh	8-13	1-5	2-2	1	6	7	2	19	0	4	0	2	35
25	mark rangeley	9-17	5-12	1-2	0	7	7	4	24	2	1	0	0	32
05	kyle carey	5-13	0-4	1-2	2	2	4	0	11	3	1	2	1	34
08	cian hickey	2-8	0-2	2-2	0	2	2	3	6	9	2	0	0	37
09	steven gayle	5-8	3-4	2-2	0	3	3	3	15	2	1	0	1	19
31	steve vaughan	0-0	0-0	0-0	0	0	0	1	0	0	1	0	0	0
33	aitor estrada	2-5	2-5	4-5	1	4	5	3	10	0	0	0	0	15
06	george darling (dnp-inj)	--	--	--	--	--	--	--	--	--	--	--	--	--
14	alex roberts (dnp-cd)	--	--	--	--	--	--	--	--	--	--	--	--	--
23	nick george (dnp-cd)	--	--	--	--	--	--	--	--	--	--	--	--	--
10	andre gayle (dnp-cd)	--	--	--	--	--	--	--	--	--	--	--	--	--
	Team				0	0	0					0		
	Totals	38-75	12-33	12-16	7	26	34	18	100	18	11	3	4	200

FG% 38-75 37.7%
3FG% 12-33 34.4%
FT 12-16 66.7%

Bradford Dragons 96

##	Player	Total		3-Ptr	Rebounds			PF	TP	A	TO	Blk	Stl	Min
		FG-FGA	FG-FGA		FT-FTA	Off	Def							
05	henri bongoma	5-15	2-9	5-6	0	6	6	2	17	6	2	1	1	38
06	ricky fetske	6-9	2-2	0-0	3	4	7	3	14	2	0	0	1	26
08	jermayne laing	4-6	0-0	1-2	2	1	3	3	9	2	2	0	1	28
09	nick moore ii	8-19	3-6	5-7	3	7	10	4	24	2	3	1	0	38
12	adria rodriguez	0-0	0-0	0-2	0	1	1	0	0	1	1	0	0	6
15	rafi saipe	1-2	0-1	0-0	0	5	5	0	2	4	2	0	1	14
21	elisley swaine	3-6	1-3	0-0	2	1	2	4	7	2	1	0	1	19
07	jason swaine	7-18	6-17	3-5	0	1	1	0	23	1	1	0	0	31
	Team				0	0	0					0		
	Totals	34-75	14-38	14-24	10	26	36	16	96	20	12	2	5	200

FG% 34-75 37.7%
3FG% 14-38 34.4%
FT 14-24 66.7%

Score by periods: 1st 2nd 3rd 4th Total
Lancashire 36 25 24 15 100
Bradford 34 27 19 16 96

Notes: Lancashire ended a three-game losing streak ... Rangeley scored 19 first quarter points ... Was 4-6 from 3-point range and 6-9 from the field in the opening quarter ... First time six players have finished in double figures scoring ... Scored at least 100 points in both games against Bradford.

Game 20 - at Lancashire 96, Derby 92 (12/12/15)

Notes: Mike Bernard led the team in scoring ... Box score unavailable.

Game 21 - at Lancashire 87, Leicester 72 (09/01/16)

Leicester Warriors 82

##	Player	Total			3-Ptr			Rebounds			PF	TP	A	TO	Blk	Stl	Min
		FG-FGA	FG-FGA	FT-FTA	FG-FGA	FG-FGA	FT-FTA	Off	Def	Tot							
05	Henry, Leon	1-2	0-1	1-1	0	0	0	1	3	3	1	0	0	0	13		
08	Ramstein T	3-15	0-2	8-15	2	6	8	1	14	0	1	0	1	0	29		
09	Pearson, Carl	5-12	0-1	2-4	3	3	6	4	12	1	1	0	1	0	29		
10	Tucker J	1-5	0-1	0-0	1	2	3	1	2	0	0	0	0	0	22		
13	William L	1-1	0-0	1-2	0	4	4	3	3	0	0	1	1	0	17		
04	Hambleton, Alex	3-4	0-0	0-0	2	0	2	2	6	0	0	0	0	0	20		
06	Mills, Kieran	2-3	2-3	1-2	2	1	3	4	7	0	1	0	4	0	22		
07	Lewis, Jamal	0-2	0-1	1-2	1	0	1	1	1	0	1	0	0	0	9		
11	Wilson, Alex	1-5	1-3	3-3	0	0	0	1	6	0	2	0	0	0	14		
12	Francis, Leome	6-12	0-0	6-11	2	5	7	5	18	0	7	0	0	0	26		
	Team				1	3	4										
	Totals	23-61	3-12	23-40	14	24	38	23	72	4	16	1	7	0	200		

FG% 23-61 37.7%
3FG% 3-12 34.4%
FT 23-40 66.7%

Lancashire Spinners 87

##	Player	Total			3-Ptr			Rebounds			PF	TP	A	TO	Blk	Stl	Min
		FG-FGA	FG-FGA	FT-FTA	FG-FGA	FG-FGA	FT-FTA	Off	Def	Tot							
08	HICKEY, Cian	0-1	0-1	2-2	0	0	0	4	2	2	5	0	1	23			
13	MURTAGH, Connor	6-10	1-2	3-4	4	7	11	5	16	2	1	0	0	23			
14	ROBERTS, Alex	2-9	1-2	1-2	0	1	1	2	6	5	1	0	1	20			
25	RANGELEY, Mark	1-4	0-2	0-0	0	3	3	2	2	1	2	0	1	20			
42	BERNARD, Mike	4-7	0-0	1-2	1	3	4	3	9	1	2	0	0	16			
05	CAREY, Kyle	5-7	1-2	0-0	0	4	4	2	11	0	1	0	0	22			
09	GAYLE, Steven	4-9	4-7	5-8	0	5	5	1	17	4	1	0	1	17			
10	GAYLE, Andre	4-8	3-5	2-2	0	3	3	4	13	0	2	0	0	25			
31	VAUGHAN, Steven	5-8	0-0	1-1	6	2	8	5	11	0	0	0	0	15			
33	ESTRADA, Aitor	0-4	0-4	0-0	1	1	2	3	0	2	0	1	2	19			
	Team				0	1	1										
	Totals	31-67	10-25	15-21	12	30	42	31	87	17	15	1	6	200			

FG% 31-67 37.7%
3FG% 10-25 34.4%
FT 15-21 66.7%

Score by periods: 1st 2nd 3rd 4th Total
Leicester 15 16 24 17 72
Lancashire 19 25 23 20 87

Largest lead - Lancashire by 19, Leicester by 0
Lancashire led for 39:48; Leicester led for 0:00

Scored tied - 0 times.
Lead changes - 0 times.

Notes: Four players scored in double-figures ... Led wire-to-wire.

Game 23 - at Essex 83, Lancashire 71 (16/01/16)

Lancashire Spinners 71

##	Player	Total			3-Ptr			Rebounds			PF	TP	A	TO	Blk	Stl	Min
		FG-FGA	FG-FGA	FT-FTA	FG-FGA	FG-FGA	FT-FTA	Off	Def	Tot							
09	GAYLE, Steven	3-9	1-5	0-1	2	1	3	3	7	3	5	0	1	22			
13	MURTAGH, Connor	4-8	0-2	0-0	2	4	6	4	8	6	1	0	2	23			
14	ROBERTS, Alex	3-9	3-8	0-0	0	1	1	1	9	1	1	0	1	17			
25	RANGELEY, Mark	3-15	2-9	5-8	0	4	4	1	13	4	3	0	0	26			
42	BERNARD, Mike	5-8	0-0	0-0	0	2	2	1	10	2	2	0	0	15			
06	DARLING, George (DNP-INJ)	4-8	1-3	3-4	2	1	3	4	12	3	4	0	1	27			
08	HICKEY, Cian	--	--	--	--	--	--	--	--	--	--	--	--	--	--		
10	GAYLE, Andre	1-2	0-1	1-1	3	3	6	2	3	1	1	0	0	24			
13	HICKEY, Cian	1-2	0-1	0-0	0	2	2	1	2	0	0	0	0	13			
31	VAUGHAN, Steven	0-0	0-0	0-0	0	0	0	0	0	0	1	0	0	3			
33	ESTRADA, Aitor	0-4	0-3	0-0	0	5	5	2	0	1	1	0	0	15			
15	TORDOFF, Zion	1-4	0-0	5-5	2	1	3	0	7	0	0	0	1	14			
	Team				--	--	--										
	Totals	25-69	7-32	14-19	12	27	39	19	71	9	20	0	6	200			

FG% 25-69 37.7%
3FG% 7-32 34.4%
FT 14-19 66.7%

Essex Leopards 83

##	Player	Total			3-Ptr			Rebounds			PF	TP	A	TO	Blk	Stl	Min
		FG-FGA	FG-FGA	FT-FTA	FG-FGA	FG-FGA	FT-FTA	Off	Def	Tot							
09	ASHBY W	5-15	3-11	3-3	1	2	3	3	16	3	2	0	1	26			
10	MARGAIA	3-8	1-3	4-4	3	9	12	3	11	8	4	0	3	36			
11	BROWN L	9-15	3-8	0-0	0	3	3	0	21	2	3	0	0	32			
12	VAN BEEST C	2-4	0-0	5-6	1	4	5	3	9	5	0	0	2	32			
13	STUART C	1-3	0-0	1-4	1	8	9	0	3	2	2	0	1	17			
04	BENNETT D	0-0	0-0	0-0	0	0	0	1	0	0	0	0	0	4			
05	MARTIN T	2-5	1-3	3-3	0	1	1	2	8	0	3	0	1	14			
06	NGURU B	0-1	0-1	0-0	0	0	0	2	0	0	1	0	0	3			
08	OYELESSE T	0-0	0-0	0-0	0	0	0	0	0	0	0	0	0	2			
14	HITCHMAN J	2-6	0-0	3-3	2	2	4	1	7	0	2	1	1	16			
15	HAYES J	4-8	0-0	0-0	2	1	3	3	8	0	3	0	0	16			
	Team				--	--	--										
	Totals	28-65	8-26	19-23	11	33	44	18	83	20	20	1	9	200			

FG% 28-65 37.7%
3FG% 8-26 34.4%
FT 19-23 66.7%

Score by periods: 1st 2nd 3rd 4th Total
Lancashire 18 20 14 19 71
Essex 31 22 10 21 83

Notes: Mark Rangeley led the team in scoring.

Game 22 - Reading 80, at Lancashire 70 (10/01/16)

Lancashire Spinners 70

##	Player	Total			3-Ptr			Rebounds			PF	TP	A	TO	Blk	Stl	Min
		FG-FGA	FG-FGA	FT-FTA	FG-FGA	FG-FGA	FT-FTA	Off	Def	Tot							
42	BERNARD	5-10	0-0	4-6	--	--	8	--	14	1	3	3	1	--			
05	CAREY	1-7	0-4	2-4	--	--	2	--	4	2	2	0	0	--			
33	ESTRADA	0-2	0-11	2-2	--	--	4	--	2	0	1	0	0	--			
10	GAYLE A	0-1	0-0	0-0	--	--	0	--	0	0	1	0	1	--			
09	GAYLE S	8-18	2-8	5-5	--	--	4	--	23	3	3	0	5	--			
08	HICKEY	1-3	1-1	0-0	--	--	3	--	3	0	0	0	2	--			
13	MURTAGH	7-15	2-2	1-1	--	--	6	--	17	0	1	0	2	--			
25	RANGELEY	1-7	0-4	4-4	--	--	2	--	6	3	1	0	0	--			
14	ROBERTS	1-7	0-1	0-0	--	--	1	--	2	0	2	0	0	--			
31	VAUGHAN	0-0	0-0	0-0	--	--	0	--	0	0	1	1	0	--			
	Team				--	--	--	--	--	--	--	--	--	--	--		
	Totals	24-70	5-22	18-22	--	--	30	--	70	9	15	4	11	200			

FG% 24-70 34.3%
3FG% 5-22 22.7%
FT 18-22 81.8%

Score by periods: 1st 2nd 3rd 4th Total
Reading 25 16 18 21 80
Lancashire 21 17 18 15 70

Notes: National Trophy quarterfinal. Fell to 0-2 in quarterfinals in 2015-16.

Game 24 - Lancashire 87, at London 82 OT (17/01/16)

Lancashire Spinners 87

##	Player	Total			3-Ptr			Rebounds			PF	TP	A	TO	Blk	Stl	Min
		FG-FGA	FG-FGA	FT-FTA	FG-FGA	FG-FGA	FT-FTA	Off	Def	Tot							
08	HICKEY, Cian	1-4	0-0	1-1	1	1	2	2	3	1	1	0	1	33			
13	MURTAGH, Connor	1-3	0-2	0-0	1	4	5	2	2	2	0	0	0	35			
14	ROBERTS, Alex	1-7	0-4	0-0	0	1	1	2	2	1	2	0	1	23			
25	RANGELEY, Mark	7-15	1-4	6-9	3	3	6	3	21	1	2	0	0	31			
33	ESTRADA, Aitor	1-3	0-0	0-0	2	2	4	3	2	0	3	0	0	15			
05	CAREY, Kyle	2-2	1-1	2-2	0	0	0	1	7	0	2	0	1	14			
09	GAYLE, Steven	7-18	2-6	15-16	0	0	0	2	31	1	3	0	1	27			
10	GAYLE, Andre	2-3	1-2	0-2	2	5	7	0	5	0	1	0	0	--			
13	TORDOFF, Zion	0-0	0-0	0-0	0	0	0	2	0	0	0	0	1	4			
42	BERNARD, Mike	7-10	0-2	2-4	2	4	6	1	16	1	3	0	1	33			
31	VAUGHAN, Steven (DNP)	--	--	--	--	--	--	--	--	--	--	--	--	--	--		
06	DARLING, George (DNP-INJ)	--	--	--	--	--	--	--	--	--	--	--	--	--	--		
	Team				--	--	--										
	Totals	28-65	5-21	26-34	11	21	24	18	87	7	17	0	6	200			

FG% 28-65 37.7%
3FG% 5-21 34.4%
FT 26-34 66.7%

London Lituania 82

##	Player	Total			3-Ptr			Rebounds			PF	TP	A	TO	Blk	Stl	Min
		FG-FGA	FG-FGA	FT-FTA	FG-FGA	FG-FGA	FT-FTA	Off	Def	Tot							
06	GRYBAUSKAS T	5-7	3-4	0-0	1	1	2	5	13	0	1	0	0	26			
10	PETRAITIS A	8-14	0-1	6-9	5	10	15	5	22	1	4	0	4	32			
13	RASAMAVICUIS P	3-5	2-3	2-4	2	3	5	1	10	0	1	0	1	42			
18	VALSPAS E	2-5	1-3	0-0	0	6	6	5	5	1	2	0	2	29			
43	VOLSKIS L	5-9	3-6	2-2	0	2	2	2	15	4	2	0	0	34			
03	JANKAUSKAS E	4-7	2-4	0-0	0	2	2	4	10	1	7	0	1	21			
22	ADOMAITIS P	1-10	0-5	2-2	0	2	2	4	4	1	3	0	0	22			
30	ENJILOX	1-3	0-2	1-1	0	2	2										

Game 25 - at Northumbria 78, Lancashire 64 (24/01/16)

Lancashire Spinners 64

##	Player	Total			Rebounds			PF	TP	A	TO	Blk	Stl	Min
		FG-FGA	3-Ptr	FT-FTA	Off	Def	Tot							
05	CAREY, Kyle	3-6	2-3	1-2	0	6	6	2	9	1	3	0	0	27
08	HICKEY, Cian	2-4	0-1	2-2	0	5	5	2	6	1	3	0	1	34
25	RANGELEY, Mark	6-13	2-3	0-0	3	6	9	1	14	2	2	0	0	34
13	MURTAGH, Connor	4-7	2-4	0-0	1	1	2	3	10	1	1	0	0	21
42	BERNARD, Mike	3-10	0-0	4-8	1	2	3	4	10	1	3	1	0	36
09	GAYLE, Steven	2-9	2-8	3-6	0	4	4	3	9	2	2	0	1	17
10	GAYLE, Andre	1-1	0-0	0-0	0	2	2	0	2	0	1	0	0	3
14	ROBERTS, Alex	1-6	0-3	0-0	0	1	1	1	2	0	0	0	0	17
15	TORDOFF, Zion	1-2	0-0	0-0	1	1	2	1	2	0	1	0	0	10
31	VAUGHAN, Steven (DNP)	--	--	--	--	--	--	--	--	--	--	--	--	--
06	DARLING, George (DNP)	--	--	--	--	--	--	--	--	--	--	--	--	--
Team					2	7	9			0				
Totals		23-58	8-22	10-18	8	35	43	17	64	8	16	1	2	200

FG% 23-58 37.7%
3FG% 8-22 34.4%
FT 10-18 66.7%

Team Northumbria 78

##	Player	Total			Rebounds			PF	TP	A	TO	Blk	Stl	Min
		FG-FGA	3-Ptr	FT-FTA	Off	Def	Tot							
04	CHAMPION, Lewis	3-7	2-4	3-4	0	4	4	5	11	6	1	0	1	26
07	DEWITT T	2-10	2-6	2-4	0	1	1	1	8	3	2	0	4	29
13	WILSON, Jack	2-6	1-3	0-0	0	3	3	3	5	1	1	0	0	19
21	STEWART, Siman	4-11	0-0	4-4	3	12	15	3	12	2	0	0	1	39
22	RANDOLPH, Neil	5-12	2-6	0-0	0	3	3	0	12	6	2	0	3	39
05	GRAY G (DNP)	--	--	--	--	--	--	--	--	--	--	--	--	--
09	ADDISON R (DNP)	--	--	--	--	--	--	--	--	--	--	--	--	--
10	CHUCKWUMA D	6-8	1-1	1-1	2	0	2	2	14	0	0	0	0	18
11	PRESTON, Jack	6-18	0-1	2-2	5	3	8	2	14	1	0	0	0	24
12	WATSON, Grant (DNP)	--	--	--	--	--	--	--	--	--	--	--	--	--
20	KABANGELE, Emmanuel	1-3	0-0	0-0	1	0	1	1	2	0	0	0	0	6
23	IRELAND, Sam (DNP)	--	--	--	--	--	--	--	--	--	--	--	--	--
Team					1	2	3			0				
Totals		29-75	8-21	12-15	12	28	40	17	78	19	6	0	9	200

FG% 29-75 37.7%
3FG% 8-21 34.4%
FT 12-15 66.7%

Score by periods: 1st 2nd 3rd 4th Total
Lancashire 11 20 17 16 64
Northumbria 22 14 15 27 78

Notes: Lost season series to Northumbria 0-2 ... Spinners 2-2 in four meetings in 2015-16 against Northumbria.

Game 26 - at Lancashire 84, Westminster 71 (30/01/16)

Westminster Warriors 71

##	Player	Total			Rebounds			PF	TP	A	TO	Blk	Stl	Min
		FG-FGA	3-Ptr	FT-FTA	Off	Def	Tot							
04	AL-SHAMRI	1-4	1-2	0-0	0	3	3	1	3	1	3	0	0	16
05	RUNDLE	2-12	0-1	0-0	0	3	3	0	2	0	2	0	0	23
06	PALMER	7-13	1-6	0-0	1	5	6	2	5	0	4	0	1	28
09	JOHNSON	3-7	2-2	6-9	1	3	4	0	22	1	3	0	0	38
12	ADOMATIS	4-10	0-1	5-6	1	0	1	4	11	0	0	0	1	30
13	BULAMBWE	5-12	1-2	4-6	3	9	12	3	13	1	0	0	0	38
14	JOSEPH	--	--	--	--	--	--	--	--	--	--	--	--	--
15	EKPERUOH	6-11	0-2	3-5	4	2	6	0	15	0	0	0	0	27
Team					2	5	7							
Totals		24-60	5-16	18-26	12	30	42	10	71	3	13	0	2	200

FG% 24-60 37.7%
3FG% 5-16 34.4%
FT 18-26 66.7%

Lancashire Spinners 84

##	Player	Total			Rebounds			PF	TP	A	TO	Blk	Stl	Min
		FG-FGA	3-Ptr	FT-FTA	Off	Def	Tot							
05	CAREY, Kyle	2-5	0-1	2-2	2	1	3	3	6	0	1	0	1	13
06	DARLING, George	1-3	0-0	0-0	1	0	1	2	2	1	0	0	0	11
08	HICKEY, Cian	1-5	0-2	0-0	1	2	3	1	2	0	0	0	0	20
09	GAYLE, Steven	5-11	2-7	0-0	1	3	4	2	12	4	2	0	2	20
10	GAYLE, Andre	2-7	0-4	0-0	0	2	2	1	4	2	1	0	0	17
13	MURTAGH, Connor	5-16	2-6	4-4	1	4	5	0	16	2	0	0	0	24
14	ROBERTS, Alex	3-7	1-4	0-0	1	1	2	2	7	2	0	0	0	18
15	TORDOFF, Zion	1-3	0-1	2-2	0	4	4	2	4	0	1	0	0	14
25	RANGELEY, Mark	3-7	1-3	0-0	1	4	5	1	7	3	0	0	2	20
31	VAUGHAN, Steven	3-4	0-0	3-4	2	1	3	4	9	1	0	0	1	22
33	ESTRADA, Aitor	5-11	4-10	1-2	2	1	3	3	15	0	0	0	0	21
42	BERNARD, Mike (DNP)	--	--	--	--	--	--	--	--	--	--	--	--	--
Team					3	1	4			1				
Totals		31-79	10-38	12-14	15	24	39	21	84	15	6	0	5	200

FG% 31-79 37.7%
3FG% 10-38 34.4%
FT 12-14 66.7%

Score by periods: 1st 2nd 3rd 4th Total
Westminster 19 25 16 21 72
Lancashire 19 26 13 26 87

Largest lead - Lancashire by 17, Westminster by 3
Lancashire led for 35:38, Westminster led for 4:21

Scored tied - 7 times.
Lead changes - 6 times.

Notes: None.

Game 27 - Lancashire 86, at Tees Valley 76 (06/02/16)

Lancashire Spinners 86

##	Player	Total			Rebounds			PF	TP	A	TO	Blk	Stl	Min
		FG-FGA	3-Ptr	FT-FTA	Off	Def	Tot							
05	CAREY, Kyle	6-11	0-2	5-5	--	--	4	1	17	2	2	0	2	26
08	HICKEY, Cian	1-3	0-1	2-2	--	--	1	1	4	1	1	0	1	23
13	MURTAGH, Connor	1-5	0-1	7-8	--	--	7	4	9	2	2	0	0	24
25	RANGELEY, Mark	2-11	2-7	2-2	--	--	8	1	8	2	2	0	0	26
33	ESTRADA, Aitor	4-6	2-3	0-2	--	--	3	2	10	0	0	1	1	22
09	GAYLE, Steven	4-12	0-4	2-3	--	--	8	2	10	5	2	0	3	25
14	ROBERTS, Alex	6-10	1-3	0-0	--	--	3	2	13	1	2	0	0	22
15	TORDOFF, Zion	1-3	1-1	0-0	--	--	4	0	3	0	1	0	1	9
42	BERNARD, Mike	4-5	0-0	0-0	--	--	3	1	8	0	2	1	0	11
31	VAUGHAN, Steven	2-5	0-0	0-0	--	--	1	1	4	0	0	0	0	9
06	DARLING, George	0-1	0-0	0-0	--	--	1	0	0	0	1	0	0	3
Team					--	--								
Totals		31-69	6-22	18-22	--	--	43	15	86	13	15	2	6	200

FG% 31-69 37.7%
3FG% 6-22 34.4%
FT 18-22 66.7%

Tees Valley Mohawks 76

##	Player	Total			Rebounds			PF	TP	A	TO	Blk	Stl	Min
		FG-FGA	3-Ptr	FT-FTA	Off	Def	Tot							
04	Nelson R	9-18	2-5	4-4	1	0	1	4	24	0	1	0	1	29
05	Foulds J	1-4	1-4	2-2	0	9	9	1	5	1	1	1	1	31
07	Samuels L	0-2	0-0	0-0	0	2	2	3	0	3	0	0	0	11
10	Anyigbo A	1-3	0-0	0-0	3	1	4	3	2	0	2	0	0	11
11	Moore A	1-3	0-0	2-3	1	2	3	1	4	0	0	0	2	15
13	Donaldson R	6-11	0-1	1-4	3	4	7	3	13	3	4	0	3	35
15	Madourie J	6-14	0-0	0-0	2	2	4	2	12	3	2	0	1	23
00	Hendricks J	7-18	3-11	4-4	1	1	2	3	21	5	1	0	3	29
Team					0	0	0			0				
Totals		31-73	6-21	13-19	11	21	32	20	76	15	11	1	11	200

FG% 31-73 37.7%
3FG% 6-21 34.4%
FT 13-19 66.7%

Score by periods: 1st 2nd 3rd 4th Total
Lancashire 23 26 22 15 86
Tees Valley 22 22 14 18 76

Notes: Lancashire claimed the season series over Tees Valley ... Improved to 3-0 in 2015-16 against Tees Valley.

Game 28 - at Lancashire 85, London 78 (13/02/16)

London Lituania 78

##	Player	Total			Rebounds			PF	TP	A	TO	Blk	Stl	Min
		FG-FGA	3-Ptr	FT-FTA	Off	Def	Tot							
10	PETRAITIS A	17-24	1-2	0-3	10	8	18	3	35	0	1	1	1	38
18	VAUPSAS E	4-10	0-1	6-7	4	6	10	4	14	4	2	0	2	39

Game 29 - Reading 81, at Lancashire 80 (27/02/16)

Reading Rockets 81

##	Player	Total			3-Ptr			Rebounds			PF	TP	A	TO	Bk	Stl	Min
		FG-FGA	FG-FGA	FT-FTA	FG-FGA	FG-FGA	FT-FTA	Off	Def	Tot							
04	GLASS, Fraser	1-2	0-0	0-0	0	2	2	3	2	0	1	0	0	0	15		
05	YEOBAH, Wayne	5-7	0-0	1-1	0	3	3	2	11	1	0	0	1	26			
06	KEEBLE, Joel	3-10	1-4	0-0	0	0	0	0	7	2	0	1	2	16			
08	NICHOLLS, Jordan	3-4	1-2	1-2	0	2	2	3	8	2	3	0	1	35			
09	GOMEZ.ENTERRA-LOPEZ, Fidel	1-3	0-1	0-0	1	2	3	1	2	0	2	0	0	13			
10	ROBINSON, Antonio (DNP)	--	--	--	--	--	--	--	--	--	--	--	--	--			
12	AJUMOBI, David	6-13	1-2	3-4	3	5	8	4	16	0	1	0	1	35			
13	CARTER, Danny	4-13	1-4	1-1	1	8	9	3	10	2	2	0	1	29			
15	EDWARDS, D'Montre	11-15	1-1	2-5	1	7	8	1	25	2	1	1	3	32			
	Team				2	1	3										
	Totals	34-67	5-14	8-13	8	30	38	17	81	9	11	2	9	200			

FG% 34-67 37.7%
3FG% 5-14 34.4%
FT 8-13 66.7%

Lancashire Spinners 80

##	Player	Total			3-Ptr			Rebounds			PF	TP	A	TO	Bk	Stl	Min
		FG-FGA	FG-FGA	FT-FTA	FG-FGA	FG-FGA	FT-FTA	Off	Def	Tot							
05	CAREY, Kyle	5-10	2-3	2-4	0	5	5	2	14	1	1	1	0	27			
06	DARLING, George	0-1	0-0	0-0	1	0	1	0	0	0	0	0	0	3			
08	HICKEY, Cian	2-3	1-2	1-2	0	2	2	2	6	2	2	1	2	25			
09	GAYLE, Steven	8-16	2-7	5-6	0	5	5	4	23	4	3	0	1	30			
13	MURTAGH, Connor	5-9	2-4	0-0	0	8	8	1	12	3	2	0	1	35			
14	ROBERTS, Alex	1-5	0-2	1-2	1	1	2	2	3	2	0	0	0	16			
15	TORDOFF, Zion	0-1	0-0	0-0	0	1	1	0	0	1	0	0	0	7			
25	RANGELEY, Mark	4-8	3-6	3-3	0	2	2	0	14	2	1	0	1	23			
31	VAUGHAN, Steven	3-4	0-0	0-0	0	2	2	1	6	2	0	0	0	19			
33	ESTRADA, Aitor	1-3	0-1	0-0	0	0	0	2	2	0	1	0	0	5			
42	BERNARD, Mike	0-1	0-0	0-2	0	1	1	1	0	1	1	0	0	10			
	Team				0	0	0										
	Totals	29-61	10-25	12-19	2	27	29	15	80	16	13	2	5	200			

FG% 29-61 37.7%
3FG% 10-25 34.4%
FT 12-19 66.7%

Score by periods: 1st 2nd 3rd 4th Total
Westminster 20 10 24 27 81
Lancashire 16 23 23 18 80

Largest lead - Lancashire by 9, Reading by 6
Lancashire led for 22:00; Reading led for 17:37

Scored tied - 5 times.
Lead changes - 8 times.

Notes: None.

Game 31 - at Lancashire 88, Bradford 82 (05/03/16)

Bradford Dragons 82

##	Player	Total			3-Ptr			Rebounds			PF	TP	A	TO	Bk	Stl	Min
		FG-FGA	FG-FGA	FT-FTA	FG-FGA	FG-FGA	FT-FTA	Off	Def	Tot							
05	BONGOMA, Henri (DNP)	--	--	--	--	--	--	--	--	--	--	--	--	--	--	--	
06	SAIPE, Rafael	3-7	2-3	0-0	0	4	4	3	8	3	1	0	0	28			
07	CAMILE, Dwayne	3-9	3-7	2-2	0	4	4	0	11	1	2	0	1	25			
08	SWAINE, Eisleay	0-0	0-0	0-0	0	0	0	0	0	0	0	0	0	2			
09	LAING, Jermayne	0-3	0-0	0-0	0	3	3	1	0	4	3	0	0	25			
10	VINAS, Adria	2-9	1-6	4-4	0	6	6	2	9	0	0	0	0	16			
11	O'DOWD, Callum (DNP)	--	--	--	--	--	--	--	--	--	--	--	--	--			
12	SULCS, Rihards	4-7	1-1	1-2	1	2	3	2	10	0	2	0	0	24			
15	MOORE II, Nick	1-7	0-0	4-5	1	9	10	2	22	1	1	0	2	33			
21	SWAINE, Jason	1-7	1-4	0-0	0	1	1	1	3	3	1	0	0	24			
22	FETSKO, Ricky	7-14	0-0	5-7	3	4	7	5	19	1	0	0	0	22			
	Team				1	3	4										
	Totals	29-73	8-21	16-20	6	36	42	16	82	13	10	0	3	200			

FG% 29-73 37.7%
3FG% 8-21 34.4%
FT 16-20 66.7%

Lancashire Spinners 88

##	Player	Total			3-Ptr			Rebounds			PF	TP	A	TO	Bk	Stl	Min
		FG-FGA	FG-FGA	FT-FTA	FG-FGA	FG-FGA	FT-FTA	Off	Def	Tot							
05	CAREY, Kyle	4-5	1-1	0-0	1	8	9	2	9	2	1	0	0	23			
06	DARLING, George	1-4	0-1	0-0	0	2	2	2	2	0	0	0	0	9			
08	HICKEY, Cian	3-7	1-3	0-0	0	2	2	2	7	2	2	0	1	32			
09	GAYLE, Steven	8-17	3-9	9-10	0	4	4	2	28	2	1	0	1	25			
13	MURTAGH, Connor	5-11	1-3	3-5	0	5	5	3	14	1	0	0	3	30			
14	ROBERTS, Alex (DNP)	--	--	--	--	--	--	--	--	--	--	--	--	--			
15	TORDOFF, Zion	2-3	1-2	0-0	0	3	3	2	5	0	0	0	0	6			
25	RANGELEY, Mark	3-14	0-3	1-1	0	7	7	1	7	2	1	0	0	33			
31	VAUGHAN, Steven (DNP)	--	--	--	--	--	--	--	--	--	--	--	--	--			
33	ESTRADA, Aitor	2-4	1-3	0-0	0	1	1	4	5	1	0	0	1	12			
42	BERNARD, Mike	4-8	0-0	3-4	3	5	8	2	11	4	1	2	1	29			
	Team				2	2	4										
	Totals	32-73	8-25	16-20	6	39	45	20	88	14	6	2	7	200			

FG% 32-73 37.7%
3FG% 8-25 34.4%
FT 16-20 66.7%

Score by periods: 1st 2nd 3rd 4th Total
Bradford 24 22 15 21 82
Lancashire 22 24 26 16 88

Largest lead - Lancashire by 14, Bradford by 9
Lancashire led for 23:08; Bradford led for 15:50

Scored tied - 6 times.
Lead changes - 5 times.

Notes: Improved to 3-0 against Bradford in 2015-16 ... Steven Gayle had 28 points.

Game 30 - Hemel 96, at Lancashire 90 (28/02/16)

Hemel Storm 96

##	Player	Total			3-Ptr			Rebounds			PF	TP	A	TO	Bk	Stl	Min
		FG-FGA	FG-FGA	FT-FTA	FG-FGA	FG-FGA	FT-FTA	Off	Def	Tot							
05	Bode Adeluola	9-22	1-5	6-7	1	2	3	3	25	4	3	0	0	38			
06	Nick Allin	0-0	0-0	0-0	0	0	0	0	0	0	0	0	0	4			
07	Jamie Rodwell (DNP)	--	--	--	--	--	--	--	--	--	--	--	--	--			
08	Simon Kearney	7-13	4-6	2-3	0	6	6	3	20	1	0	0	2	35			
09	Nik Rhodes	7-16	3-6	1-2	0	3	3	5	18	0	1	0	4	36			
10	Kenroy Wood	0-0	0-0	0-0	0	0	0	0	1	0	0	0	0	3			
12	Tom Adorian	9-15	0-1	2-6	5	8	13	4	20	1	3	0	2	31			
14	Damian Edwards	0-1	0-0	0-0	3	0	3	0	0	0	0	0	0	10			
20	Michael Darlow	2-4	0-0	0-0	0	2	2	1	4	1	0	0	0	16			
21	Craig Pecival (DNP)	--	--	--	--	--	--	--	--	--	--	--	--	--			
25	Walid Mumuni	3-9	1-2	2-3	2	7	9	2	9	3	1	1	3	29			
	Team				0	1	1										
	Totals	37-80	9-20	13-21	11	29	40	19	96	10	8	1	11	200			

FG% 37-80 37.7%
3FG% 9-20 34.4%
FT 13-21 66.7%

Lancashire Spinners 90

##	Player	Total			3-Ptr			Rebounds			PF	TP	A	TO	Bk	Stl	Min
		FG-FGA	FG-FGA	FT-FTA	FG-FGA	FG-FGA	FT-FTA	Off	Def	Tot							
05	CAREY, Kyle	0-4	0-2	0-0	0	0	0	0	0	0	2	0	0	13			
06	DARLING, George (DNP)	--	--	--	--	--	--	--	--	--	--	--	--	--			
08	HICKEY, Cian	3-4	1-2	0-0	0	3	3	5	7	2	3	0	0	30			
09	GAYLE, Steven	7-16	4-10	5-7	1	6	7	3	23	7	3	0	2	26			
13	MURTAGH, Connor	4-14	3-9	7-7	2	8	10	1	18	1	2	0	1	35			
14	ROBERTS, Alex	1-3	1-1	0-2	0	0	0	1	3	2	1	0	0	9			
15	TORDOFF, Zion	0-1	0-1	0-0	0	1	1	0	0	0	1	0	0	6			
25	RANGELEY, Mark	6-13	3-6	3-4	1	8	9	4	18	3	1	0	2	32			
31	VAUGHAN, Steven	0-0	0-0	0-0	1	1	2	0	0	0	1	0	0	5			
33	ESTRADA, Aitor	1-5	0-4	0-0	0	1	1	2	2	0	0	0	0	14			
42	BERNARD, Mike	8-10	0-0	3-6	5	6	11	3	19	0	0	0	1	30			
	Team				4	0	4										
	Totals	30-70	12-35	18-26	14	34	48	19	90	15	14	0	6	200			

FG% 30-70 37.7%
3FG% 12-35 34.4%
FT 18-26 66.7%

Score by periods: 1st 2nd 3rd 4th Total
Hemel 31 31 18 16 96
Lancashire 23 32 22 13 90

Largest lead - Lancashire by 3, Hemel by 11
Lancashire led for 6:23; Hemel led for 32:59

Scored tied - 10 times.
Lead changes - 14 times.

Notes: None.

Game 32 - at Derby 78, Lancashire 66 (12/03/16)

Lancashire Spinners 66

##	Player	Total			3-Ptr			Rebounds			PF	TP	A	TO	Bk	Stl	Min
		FG-FGA	FG-FGA	FT-FTA	FG-FGA	FG-FGA	FT-FTA	Off	Def	Tot							
05	CAREY, Kyle	4-12	0-4	5-8	1	6	7	2	13	1	3	0	1	30			
06	DARLING, George	2-3	0-0	0-0	1	1	2	1	4	0	0	0	0	8			
08	HICKEY, Cian	1-5	1-5	0-0	1	5	6	4	3	5	3	0	3	33			
09	GAYLE, Steven	2-9	0-2	0-0	2	2	4	2	4	2	2	0	1	15			
13	MURTAGH, Connor	3-9	2-4	2-2	3	0	3	4	10	2	4	0	1	24			
15	TORDOFF, Zion	1-4	0-1	0-0	1	2	3	0	2	1	1	0	0	12			
25	RANGELEY, Mark	5-14	3-9	0-0	3	2	5	0	13	2	1	1	0	30			
31</																	

Game 33 - at Lancashire 72, Worthing 70 (13/03/16)

Worthing Thunder 70

##	Player	Total			Rebounds			PF	TP	A	TO	Blk	Stl	Min	
		FG-FGA	3-Ptr	FT-FTA	Off	Def	Tot								
05	Tom Ward	6-26	1-3	4-8	3	4	7	2	17	2	3	0	5	38	
08	Brendan Okoronkwo	3-6	1-1	0-2	1	10	11	1	7	2	4	0	2	35	
10	Jack Sunderland	1-9	1-4	2-4	2	6	8	3	5	0	0	0	2	32	
33	James Cambronne	12-23	1-3	2-5	6	4	10	5	27	0	1	0	1	33	
14	Josh Brown	2-4	2-3	0-0	0	4	4	3	6	0	0	0	1	25	
01	Louis Allen	1-5	1-4	0-0	0	0	0	2	3	0	0	0	0	15	
07	Thomas Seduskis	2-4	0-1	1-4	1	2	3	1	5	0	1	0	0	19	
13	Ian Marshall	0-0	0-0	0-0	0	0	0	2	0	0	0	0	0	3	
Team		3		4		7		1		1		0		0	
Totals		27-77	7-19	9-23	16	34	50	19	70	4	10	0	11	200	

FG% 27-77 37.7%
3FG% 7-19 34.4%
FT 9-23 66.7%

Lancashire Spinners 72

##	Player	Total			Rebounds			PF	TP	A	TO	Blk	Stl	Min	
		FG-FGA	3-Ptr	FT-FTA	Off	Def	Tot								
05	CAREY, Kyle	3-9	0-3	0-0	2	6	8	3	6	2	3	0	0	37	
08	HICKEY, Cian	0-4	0-0	0-0	2	2	4	2	0	1	2	1	1	20	
13	MURTAGH, Connor	7-13	1-3	2-5	3	10	13	4	17	7	1	0	1	30	
25	RANGELEY, Mark	2-11	0-5	0-2	4	9	13	2	4	0	5	0	0	34	
33	ESTRADA, Aitor	0-1	0-1	0-0	0	0	0	2	0	1	0	0	0	3	
14	ROBERTS, Alex (DNP)	--	--	--	--	--	--	--	--	--	--	--	--	--	
15	TORDOFF, Zion	1-4	0-1	0-0	1	1	2	0	2	0	0	0	0	8	
31	VAUGHAN, Steven (DNP)	--	--	--	--	--	--	--	--	--	--	--	--	--	
06	DARLING, George	1-1	0-0	0-0	1	1	2	0	2	0	0	0	0	4	
09	GAYLE, Steven	8-20	3-11	4-6	1	4	5	2	23	2	4	0	1	27	
42	BERNARD, Mike	9-17	0-0	0-2	3	6	9	3	18	2	0	1	0	37	
Team		1		2		3		2		1		0		0	
Totals		31-80	4-24	6-15	18	41	59	18	72	15	17	2	3	200	

FG% 31-80 37.7%
3FG% 4-24 34.4%
FT 6-15 66.7%

Score by periods: 1st 2nd 3rd 4th Total
Worthing 21 17 16 16 70
Lancashire 14 15 22 21 72

Largest lead - Lancashire by 7, Worthing by 13
Lancashire led for 14:11; Worthing led for 25:30

Scored tied - 4 times.
Lead changes - 5 times.

Notes: Connor Murtagh hit two free throws with under 10 seconds remaining ... Worthing missed two free throws with less than five seconds remaining.

Game 34 - at Lancashire 69, Kent 56 (19/03/16)

Kent Crusaders 56

##	Player	Total			Rebounds			PF	TP	A	TO	Blk	Stl	Min	
		FG-FGA	3-Ptr	FT-FTA	Off	Def	Tot								
04	WANLISS, DEAN	5-11	0-0	2-3	6	4	10	2	12	0	2	0	1	26	
07	BURNELL, JACK	3-9	1-7	0-1	0	0	0	1	7	0	2	0	0	32	
12	FOULDS, JOSHUA	0-6	0-2	0-0	0	0	0	1	0	0	0	0	1	30	
13	TAOUSHI H	2-4	1-1	0-0	0	0	0	2	5	1	1	0	0	22	
22	ELLIOT, DEVONTE	8-22	1-6	1-3	4	8	12	1	18	0	3	0	0	28	
06	HARRISON, HINE	1-6	0-1	0-3	0	3	3	1	2	2	0	0	1	24	
11	YASSI-PEPIN, CHARLES	2-4	0-0	0-2	2	1	3	4	4	1	1	0	0	14	
15	AGU, OBI	4-10	0-1	0-0	1	4	5	1	8	0	0	0	0	23	
Team		1		8		9		0		0		0		0	
Totals		25-72	3-18	3-12	14	28	42	13	70	4	9	0	3	200	

FG% 25-72 37.7%
3FG% 3-18 34.4%
FT 3-12 66.7%

Lancashire Spinners 69

##	Player	Total			Rebounds			PF	TP	A	TO	Blk	Stl	Min	
		FG-FGA	3-Ptr	FT-FTA	Off	Def	Tot								
06	DARLING, George	6-8	1-3	0-0	2	5	7	1	13	1	2	0	0	27	
08	HICKEY, Cian	2-6	1-4	0-0	1	3	4	1	5	6	2	0	1	35	
13	MURTAGH, Connor	1-8	0-2	4-4	1	4	5	4	6	0	1	0	0	22	
25	RANGELEY, Mark	1-6	1-6	0-0	0	2	2	2	3	4	1	0	1	20	
42	BERNARD, Mike	0-2	0-0	1-2	0	0	0	1	0	0	0	0	0	5	
05	CAREY, Kyle	5-11	2-6	1-2	0	8	8	0	13	4	0	0	2	20	
09	GAYLE, Steven (DNP)	--	--	--	--	--	--	--	--	--	--	--	--	--	
14	ROBERTS, Alex (DNP)	--	--	--	--	--	--	--	--	--	--	--	--	--	
15	TORDOFF, Zion	5-11	1-5	0-0	4	2	6	2	11	0	2	0	0	26	
31	VAUGHAN, Steven (DNP)	3-9	0-0	3-4	5	7	12	1	9	0	1	0	1	26	
33	ESTRADA, Aitor	2-10	2-8	2-2	2	2	4	3	8	0	0	0	0	20	
Team		2		5		7		1		0		0		0	
Totals		25-71	8-34	11-14	19	38	57	14	69	15	11	0	5	200	

FG% 31-80 37.7%
3FG% 4-24 34.4%
FT 6-15 66.7%

Score by periods: 1st 2nd 3rd 4th Total
Kent 10 18 12 16 56
Lancashire 22 19 17 11 69

Largest lead - Lancashire by 22, Kent by 2
Lancashire led for 39:04 Kent led for 00:43

Scored tied - 1 times.
Lead changes - 2 times.

Notes: George Darling made his first start of the season ... Lancashire swept the season series over Kent.

Game 35 - Lancashire 82, at Leicester 76 (20/03/16)

Lancashire Spinners 82

##	Player	Total			Rebounds			PF	TP	A	TO	Blk	Stl	Min	
		FG-FGA	3-Ptr	FT-FTA	Off	Def	Tot								
05	CAREY, Kyle	5-9	1-4	2-4	1	4	5	0	13	4	2	0	1	18	
08	HICKEY, Cian	0-3	0-3	1-2	3	2	5	4	1	3	0	1	2	23	
13	MURTAGH, Connor	4-13	1-5	2-2	3	5	8	1	11	2	1	0	0	30	
25	RANGELEY, Mark	5-9	0-2	0-0	0	3	3	0	10	3	1	0	0	21	
42	BERNARD, Mike	7-13	0-0	1-1	3	6	9	3	15	2	1	0	0	23	
06	DARLING, George	3-7	0-0	0-0	0	3	3	0	6	0	2	0	0	16	
09	GAYLE, Steven	4-9	0-5	3-3	1	1	2	0	11	1	3	0	1	16	
14	ROBERTS, Alex (DNP-INJ)	--	--	--	--	--	--	--	--	--	--	--	--	--	
15	TORDOFF, Zion	0-4	0-2	0-0	2	3	5	2	0	1	2	0	1	18	
31	VAUGHAN, Steven	4-4	0-0	0-0	2	2	4	0	8	1	1	0	1	17	
33	ESTRADA, Aitor	2-8	2-6	1-2	2	2	4	0	7	2	1	0	0	18	
Team		2		3		5		1		1		0		0	
Totals		34-79	4-27	10-14	19	34	53	10	82	19	15	1	6	200	

FG% 34-79 37.7%
3FG% 4-27 34.4%
FT 10-14 66.7%

Leicester Warriors 76

##	Player	Total			Rebounds			PF	TP	A	TO	Blk	Stl	Min	
		FG-FGA	3-Ptr	FT-FTA	Off	Def	Tot								
05	HENRY	10-19	2-8	1-1	1	1	2	4	23	3	1	0	3	37	
06	MILLS	3-4	1-2	2-2	1	3	4	0	9	4	1	0	3	34	
08	ROTHSTEIN	8-19	2-5	1-1	1	5	6	2	19	5	1	0	1	35	
09	PEARSON	5-14	1-5	0-0	3	5	8	3	11	4	3	0	0	32	
10	POWELL	4-13	2-8	0-0	1	5	6	3	10	3	1	0	5	38	
07	LEWIS	0-2	0-0	0-0	0	0	0	0	0	0	1	0	0	6	
11	WILSON	0-1	0-1	0-0	0	0	0	0	0	0	0	0	0	4	
12	OSMAN	0-1	0-0	0-0	0	0	0	0	0	0	0	0	0	4	
13	WILLIAM	2-2	0-0	0-0	0	1	1	5	4	0	2	0	1	6	
Team		0		1		1		0		0		0		0	
Totals		32-75	8-29	4-4	7	21	28	17	76	19	10	0	13	200	

FG% 32-75 37.7%
3FG% 8-29 34.4%
FT 4-4 66.7%

Score by periods: 1st 2nd 3rd 4th Total
Lancashire 23 19 23 17 82
Leicester 23 16 16 21 76

Largest lead - Leicester by 6; Lancashire by 12
Leicester led for 09:44; Lancashire led for 29:42

Scored tied - 6 times.
Lead changes - 9 times.

Notes: Lancashire improved to 3-0 over Leicester in 2015-16 ... Five players finished in double figures scoring for the Spinners.

Game 37 - at Lancashire 89, Essex 77 (26/03/16)

Essex Leopards 77

##	Player	Total			Rebounds			PF	TP	A	TO	Blk	Stl	Min
		FG-FGA	3-Ptr	FT-FTA	Off	Def	Tot							
06	OYELESE T	2-5	0-1	1-2	7	3	10	1	5	4	0	0	0	24
09	ASHBY W	4-11	3-8	2-2	1	3	4	3	13	2	2	0	0	28
10	MARGAI A	2-6	1-2	1-2	1	1	2	2	6	5	0	0	0	26
11	BROWN L	5-18	2-8	0-1	4	4	8	3	12					

Game 38 - No. 2 Derby 91, No. 7 Lancashire 61 (02/04/16)

Derby Trailblazers 91

##	Player	Total		3-Ptr		Rebounds			PF	TP	A	TO	Blk	Stl	Min
		FG-FGA	FG-FGA	FT-FTA	Off	Def	Tot								
04	s. donaldson	4-9	1-1	0-0	2	4	6	3	9	2	2	0	0	19	
08	o. stanley	6-10	0-0	1-1	8	7	15	2	13	1	3	1	0	27	
10	b. perez	1-8	0-4	2-2	1	2	3	2	4	6	1	0	2	19	
07	d. watts	3-10	0-4	3-3	1	5	6	1	9	5	4	3	2	29	
22	d. watts	10-18	6-13	4-5	4	9	13	1	30	0	3	0	1	31	
05	j. wessellingh	1-4	0-2	0-0	3	0	3	0	2	1	1	0	0	12	
06	k. king	1-2	0-1	0-0	0	1	1	2	2	3	2	0	0	18	
09	m. nelson	0-1	0-0	0-0	0	0	0	0	0	2	0	0	0	3	
11	b. saith	1-1	1-1	0-0	0	1	1	0	3	1	1	0	0	3	
14	c. taylor	5-9	1-4	2-5	1	2	3	2	13	4	1	0	5	23	
15	a. perez	1-2	0-1	0-0	0	0	0	1	2	0	0	0	0	10	
21	g. calvey	1-2	0-0	2-2	1	1	2	1	4	0	1	0	0	6	
Team					--	--	--								
Totals		34-76	9-31	14-18	21	36	57	15	91	25	22	4	10	200	

FG% 34-76 37.7%
 3FG% 9-31 34.4%
 FT 14-18 66.7%

Lancashire Spinners 61

##	Player	Total		3-Ptr		Rebounds			PF	TP	A	TO	Blk	Stl	Min
		FG-FGA	FG-FGA	FT-FTA	Off	Def	Tot								
05	CAREY, Kyle	5-15	1-4	4-4	2	6	8	2	15	6	1	0	1	33	
08	HICKEY, Cian	3-4	1-1	0-0	2	1	3	5	7	0	2	0	1	17	
13	MURTAGH, Connor	1-6	0-4	0-0	3	1	4	1	2	5	2	0	1	30	
25	RANGELEY, Mark	0-6	0-2	0-0	0	4	4	1	0	2	4	0	0	18	
42	BERNARD, Mike	3-8	0-0	2-5	1	4	5	2	8	0	2	1	1	27	
06	DARLING, George	0-0	0-0	0-0	0	0	0	0	0	0	1	0	0	3	
09	GAYLE, Steven	9-27	3-9	0-2	0	2	2	4	21	7	2	0	2	36	
14	ROBERTS, Alex (DNP-CD)	--	--	--	--	--	--	--	--	--	--	--	--	--	
15	TORDOFF, Zion	0-2	0-1	0-0	2	0	2	4	0	1	1	0	2	13	
31	VAUGHAN, Steven	3-3	0-0	0-0	2	1	3	1	6	0	0	0	0	11	
33	ESTRADA, Aitor	1-3	0-1	0-0	0	2	2	3	2	0	3	0	0	10	
Team					--	--	--								
Totals		25-74	5-22	6-11	15	21	36	23	61	21	19	1	8	200	

FG% 25-74 37.7%
 3FG% 5-22 34.4%
 FT 6-11 66.7%

Score by periods: 1st 2nd 3rd 4th Total
 Lancashire 12 16 23 10 61
 Derby 14 20 27 30 91

Notes: NBL Division One playoff quarterfinals ... Lowest total offence in 2015-16 season ... Finishes the year with a 25-13 overall record ... 16-10 in divisional play ... 0-3 in quarterfinal games ... Second ever playoff elimination in the quarterfinals in team history.

